

SIMPLY PRECAST



DELIVERING PRECAST SOLUTIONS

Welcome to Simply Precast

Your Premier Partner in Precast Solutions

At Simply Precast, we take pride in being your trusted source for top-quality accessories tailored to the precast industry. With a commitment to excellence, innovation, and reliability, we strive to be your premier partner in delivering comprehensive solutions to the precast market in the UK and Ireland.

Our Commitment

At the heart of our business is a dedication to providing the precast industry with systems and solutions, designed to enhance efficiency, durability, and precision in your projects. We understand the unique demands of the precast sector, and our mission is to empower your success through top-notch products and unparalleled service.

Why Choose Simply Precast?

- **Quality Assurance:** Our products undergo rigorous quality checks to ensure they meet the highest industry standards.
- **Innovation:** Stay ahead with our innovative accessories designed to optimize your precast processes.
- **Reliability:** Count on us for dependable products and timely deliveries to keep your projects on track.

Partnering for Success

Collaborate confidently with Simply Precast. Together with our partners, we strive to deliver the best solutions for your precast needs. Value-driven relationships are central to our approach, and we are dedicated to offering personalized support tailored to your unique requirements.


Speak to One of Our Industry Experts


Ready to elevate your precast projects? Contact us today to discuss your needs, request a quote, or explore our product catalogue. We look forward to being your reliable partner in the precast industry.


Contents

	Connecting Systems & Cast In Channel	4
	Noise Reduction System	10
	Façade Technology	12
	Plastic Cover Spacers	16
	Concrete Cover Spacers	22
	Lifting & Fixings Systems	26
	Steel Products	58
	Tying Systems	64
	Insulation	66
	Precast Accessories	68
	Chemicals & Grouts	76

3 easy ways to order


 **PHONE**
0800 678 5178

 **EMAIL**
info@simplyprecast.co.uk

 **ONLINE**
www.simplyprecast.co.uk



PLUS

 **NEXT DAY DELIVERY**
As most of our accessories are stock items we can deliver the vast majority of items on a next day service.

CONNECTING SYSTEMS AND CAST IN CHANNEL

Connection Loop Boxes	5
Philipp Connecting Rails	5
Philipp Power Duo Rails	6
Philipp Power One Rails	6
Philipp Power OS Rails	6
Couplers	7
Magnets For Rails	8
Dove Tail Slots	8
Starter Bar	9
Cast In Channel	9



CONNECTING SYSTEMS & CAST IN CHANNEL

CONNECTION LOOP BOXES

Connection Loop Boxes are used to provide a connection joint between precast concrete elements. They are used to connect walls, columns and slabs.



Product Code	Loop Length (mm)	Box Length (mm)
SCB80	80	160
SCB100	100	160
SCB120	120	160

PHILIPP CONNECTION RAILS


The Philipp Connection Rails are designed for constructive connections where no forces are required to be transferred by the connection. There are various options available in rail depth, loop length and number of loops, depending on the application.



Product Code	Loops	Loop Height (mm)	Rail Height (mm)	Rail Length (mm)
84VS200802	2	80	20	1250
84VS200803	3	80	20	1250
84VS200805	5	80	20	1250
84VS201002	2	100	20	1250
84VS201003	3	100	20	1250
84VS201005	5	100	20	1250
84VS201202	2	120	20	1250
84VS201203	3	120	20	1250
84VS201205	5	120	20	1250
84VS400802	2	80	40	1250
84VS400803	3	80	40	1250
84VS400805	5	80	40	1250
84VS401002	2	100	40	1250
84VS401003	3	100	40	1250
84VS401005	5	100	40	1250
84VS401202	2	120	40	1250
84VS401203	3	120	40	1250
84VS401205	5	120	40	1250
84VS701005	5	100	70	1250

PHILIPP POWER DUO RAIL SYSTEM

The Philipp Power Duo System is an approved system for high forces. Forces in three load directions are transferred safely: shear forces parallel and right-angled to the joint as well as tensile forces in the rope direction. The system consists of two rail profiles and is suitable for wall thicknesses < 140mm.



Product Code	Loops	Loop Height (mm)	Rail Height (mm)	Rail Length (mm)	Loop Spacing (mm)
84PDS700905	5	70	1250	90	250
84PDS200905	5	20	1250	90	250

PHILIPP POWER ONE RAIL SYSTEM


The Philipp Power One System is an approved system for high forces. Forces in three load directions are transferred safely: shear forces parallel and right-angled to the joint as well as tensile forces in the rope direction. The system consists of only one rail profile and is suitable for small wall thicknesses from 100mm.



Product Code	Loops	Loop Height (mm)	Rail Height (mm)	Rail Length (mm)	Loop Spacing (mm)
84PONE400905	5	40	1250	90	250

PHILIPP POWER OS RAIL SYSTEM

The Philipp Power OS System is an approved system for high forces. Forces in three load directions are transferred safely: shear forces parallel and right-angled to the joint as well as tensile forces in the rope direction. The system consists of only one rail profile and is suitable for connecting precast concrete elements with in-situ elements.



Product Code	Loops	Loop Height (mm)	Rail Height (mm)	Rail Length (mm)	Loop Spacing (mm)
84POS201555	5	20	1250	155	250

THE THREADED COUPLER SYSTEM

The Threaded Coupler System allows for a connection consistent with that of an uninterrupted reinforcement bar. This is achieved because the full tensile strength can be transferred with various loads.

FEMALE COUPLERS*

Product Code	Length (mm)	Thread Metric M	Rebar diameter Ø (mm)
SRCF12415	415	M16	12
SRCF12840	840	M16	12
SRCF16560	560	M20	16
SRCF161060	1060	M20	16
SRCF161480	1480	M20	16
SRCF20705	705	M24	20
SRCF201005	1005	M24	20
SRCF201840	1840	M24	20
SRCF251055	1055	M30	25
SRCF252315	2315	M30	25
SRCF321490	1490	M42	32
SRCF322390	2390	M42	32

Other sizes available on request

MALE COUPLERS*

Product Code	Length (mm)	Thread Metric M	Rebar diameter Ø (mm)
SRCM12200	200	M16	12
SRCM12375	375	M16	12
SRCM12575	575	M16	12
SRCM121000	1000	M16	12
SRCM16520	520	M20	16
SRCM16770	770	M20	16
SRCM161020	1020	M20	16
SRCM162200	2200	M20	16
SRCM20665	665	M24	20
SRCM201280	1280	M24	20
SRCM201800	1800	M24	20
SRCM251000	1000	M30	25
SRCM252260	2260	M30	25
SRCM321400	1400	M42	32

Other sizes available on request



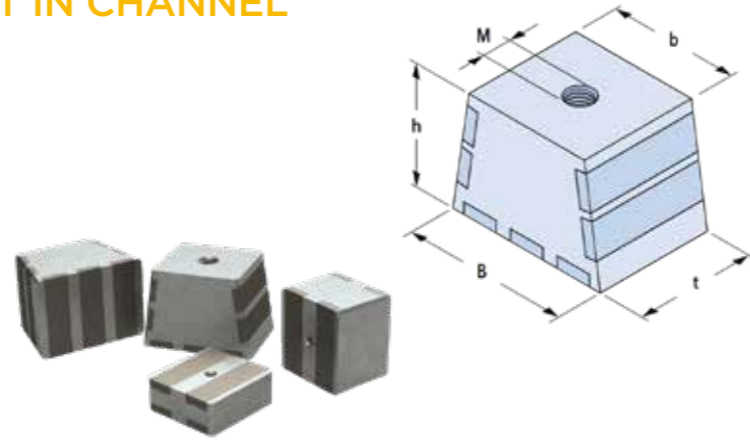
*Please Enquire With Our Team If You Require Bespoke Bent Couplers



CONNECTING SYSTEMS & CAST IN CHANNEL

MAGNETIC FASTENER FOR CONNECTING RAILS

The Magnetic Fastener for Connecting Rails supports an easy and fast attachment of our various connecting rails to a steel formwork.



Product Code	h	B (mm)	b (mm)	t (mm)	M (mm)
84MAX20	20	50	47	50	M6
84MAX40	40	50	47	50	M6
84MAX70	50	69	54	50	M12

DOVETAIL SLOTS

Cast in Dovetail Slots are used in conjunction with ties to restrain brickwork.

Product Code	Description	Dimensions (mm)
SVS29100	100mm dovetail slots Stainless steel	28 x 28
SVS29150	150mm dovetail slots Stainless steel	28 x 28
SVS293000	3000mm dovetail slots Stainless steel	28 x 28



DOVETAIL SAFETY TIE

Dovetail Safety Ties are used in conjunction with the Dovetail Slot to restrain brickwork.

Product Code	Length (mm)
SDST75SS	75
SDST100SS	100
SDST125SS	125
SDST150SS	150
SDST200SS	200
SDST250SS	250
SDST275SS	275
SDST300SS	300

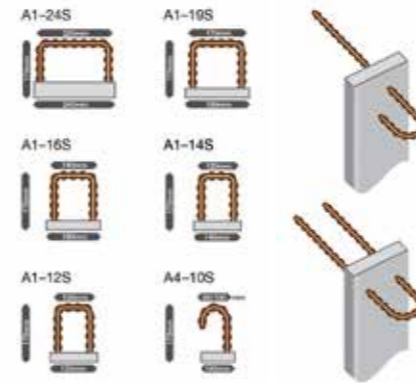


CONNECTING SYSTEMS & CAST IN CHANNEL

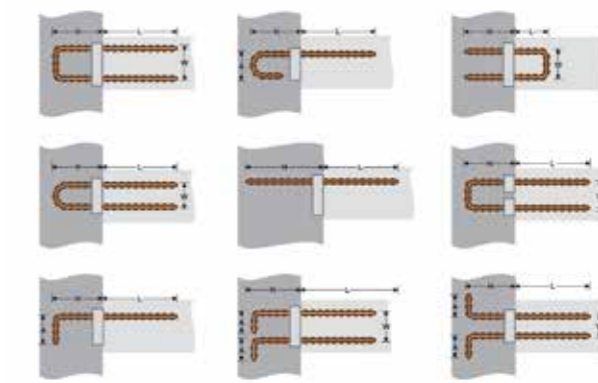
STARTER BAR

Starter Bar is a simple and cost-effective method of providing reinforcement connection across concrete joints. A large variety of sizes and profiles are available depending on the application.

STANDARD RANGE AND SIZES



BAR SHAPES



BAR SPACINGS




To view full dimensions please visit our website using the QR code or contact our sales team with your requirements.

CAST IN CHANNEL

Cast in Channel comes in two basic types, Hot Rolled which are suitable for dynamic loads and Cold Formed which covers most other types of fixings.

Type	Size
Cold Formed Channel	28/15
	38/17
	41/22
Hot Rolled Channel	54/33
	40/22
	50/30
	52/34



To view full dimensions please visit our website using the QR code or contact our sales team with your requirements.



NOISE REDUCTION SYSTEM

PHILIPP Bearing System
With Noise Reduction (TSS system)

11

NOISE REDUCTION SYSTEM

PHILIPP BEARING SYSTEM WITH NOISE REDUCTION (TSS SYSTEM)

The TSS system is an approved system for a sound-decoupled bearing of reinforced concrete elements. It can be used for the bearing of straight stairs, curved stairs and landings. The system consists of several single components and is suitable for indoor use (galvanised version) as well as outdoor use (stainless steel version) in concrete elements. Each system contains a threaded anchor, a threaded bolt and the actual bearing element as main components.



i Please contact our team today for more information

Product Code	Installation Parts			
	Elastometric Bearing	Fire Protection Plate (optional)	Threaded Bolt	Threaded Anchor
Indoor (Galvanised Version)				
67TSEN-CIP	Cipremont®	67TSBMN020 67TSBMN030 67TSBMN050	670TSSN___ST; 670TSSN___8	Compact Anchor, Wavytail Anchor, Straight Tail, Angled
67TSEN	Compression Bearing			
Outdoor (Stainless Steel Version)				
67SENVA-CIP	Cipremont®	67TSBMN020 67TSBMN030 67TSBMN050	670TSSN___VA	Compact Anchor, Wavytail Anchor, Straight Tail, Angled
67SENVA	Compression Bearing			



FAÇADE TECHNOLOGY

Sleeve Anchors (SA)	13
Flat Anchors (FA)	14
PHILIPP Sandwich Panel Anchor System SPA-1 & SPA-2	14



FAÇADE TECHNOLOGY

PHILIPP SANDWICH PANEL ANCHOR SYSTEM SA/FA

Multi-layer facade elements, which are sandwich elements comprising a load-bearing layer, an insulation layer, and a facing layer, are connected using specialized sandwich anchors. This reliable and easy-to-install system features Sleeve anchors and/or Flat anchors, providing an optimally coordinated solution for transferring loads between the two concrete layers. Besides their standard application in regular concrete, Flat anchors are also suitable for use in lightweight concrete.



SLEEVE ANCHORS (SA)

Sleeve Anchors are part of the PHILIPP sandwich panel anchor system. They can be used for three- or four-layer slabs. Their cylindrical form ensures stress in all load directions and hence guarantees error-free mounting. The Sleeve Anchors can be only used in connection with the PHILIPP Connector Pins and PHILIPP Flat Anchors.



Product code	Diameter (mm)	Material Thickness (mm)	Height (mm)	Weight per 100mm Height (kg)
77MA15XXX051	51	1.5	150, 175, 200, 225, 260, 300	0.11
77MA15XXX076	76	1.5	150, 175, 200, 225, 260, 300	0.18
77MA15XXX102	102	1.5	150, 175, 200, 225, 260, 300	0.22
77MA15XXX127	127	1.5	150, 175, 200, 225, 260, 300	0.28
77MA15XXX153	153	1.5	150, 175, 200, 225, 260, 300	0.33
77MA15XXX178	178	1.5	150, 175, 200, 225, 260, 300	0.41
77MA15XXX204	204	1.5	150, 175, 200, 225, 260, 300	0.46
77MA15XXX229	229	1.5	150, 175, 200, 225, 260, 300	0.51
77MA15XXX255	255	1.5	150, 175, 200, 225, 260, 300	0.57
77MA15XXX280	280	1.5	150, 175, 200, 225, 260, 300	0.65

FLAT ANCHORS (FA)

Flat Anchors are part of the PHILIPP sandwich panel anchor system. They can be used for three- or four-layer slabs. They can be applied in pairs with symmetrical installation in building components as a pure support anchor or as a torsion anchor in combination with the Sleeve Anchor.



Product code	Length (mm)	Material Thickness (mm)	Height (mm)	Weight per 100mm Height (kg)
77FA20XXX080	80	2.0	150, 175, 200, 225, 260	0.13
77FA30XXX080	80	3.0	260, 280, 300	0.19
77FA20XXX120	120	2.0	150, 175, 200, 225, 260	0.21
77FA30XXX120	120	3.0	260, 280, 300	0.28
77FA20XXX160	160	2.0	150, 175, 200, 225, 260	0.26
77FA30XXX160	160	3.0	260, 280, 300	0.37
77FA20XXX200	200	2.0	150, 175, 200, 225, 260	0.40
77FA30XXX200	200	3.0	260, 280, 300	0.47
77FA20XXX240	240	2.0	150, 175, 200, 225, 260	0.39
77FA30XXX240	240	3.0	260, 280, 300	0.57
77FA20XXX320	320	2.0	150, 175, 200, 225, 260	0.51
77FA30XXX240	320	3.0	260, 280, 300	0.75
77FA20XXX360	360	2.0	150, 175, 200, 225, 260	0.58
77FA30XXX360	360	3.0	260, 280, 300	0.85
77FA20XXX400	400	2.0	150, 175, 200, 225, 260	0.64
77FA30XXX400	400	3.0	260, 280, 300	0.94

PHILIPP SANDWICH PANEL ANCHOR SYSTEM SPA-1 & SPA-2

The load-bearing anchors SPA-1 and SPA-2 are part of the PHILIPP sandwich panel anchor system. They can be used in 3 or 4 layer sandwich panels. They serve as load-bearing anchors and ensure that the weight of the facing layer is safely transferred into the load-bearing layer.




Product code SPA-1	Product code SPA-2	Diameter (mm)	Height (mm)	Length (mm)
77SPA1050160	77SPA2050160	5.0	160	263
77SPA1050180	77SPA2050180	5.0	180	303
77SPA1050200	77SPA2050200	5.0	200	343
77SPA1050220	77SPA2050220	5.0	220	383
77SPA1050240	77SPA2050240	5.0	240	423
77SPA1050260	77SPA2050260	5.0	260	463
77SPA1070160	77SPA2070160	6.5	160	259
77SPA1070180	77SPA2070180	6.5	180	299
77SPA1070200	77SPA2070200	6.5	200	338
77SPA1070220	77SPA2070220	6.5	220	378
77SPA1070240	77SPA2070240	6.5	240	419
77SPA1070260	77SPA2070260	6.5	260	458
77SPA1070280	77SPA2070280	6.5	280	498
77SPA1070300	77SPA2070300	6.5	300	538
77SPA1070320	77SPA2070320	6.5	320	579
77SPA1080180	77SPA2080180	8.0	180	294
77SPA1080200	77SPA2080200	8.0	200	335
77SPA1080220	77SPA2080220	8.0	220	374
77SPA1080240	77SPA2080240	8.0	240	414
77SPA1080260	77SPA2080260	8.0	260	453
77SPA1080280	77SPA2080280	8.0	280	494
77SPA1080300	77SPA2080300	8.0	300	534
77SPA1080320	77SPA2080320	8.0	320	574
77SPA1080340	77SPA2080340	8.0	340	613
77SPA1080360	77SPA2080360	8.0	360	654
77SPA1100180	77SPA2100180	10.0	180	287
77SPA1100200	77SPA2100200	10.0	200	327
77SPA1100220	77SPA2100220	10.0	220	366
77SPA1100240	77SPA2100240	10.0	240	407
77SPA1100260	77SPA2100260	10.0	260	447
77SPA1100280	77SPA2100280	10.0	280	487
77SPA1100300	77SPA2100300	10.0	300	528
77SPA1100320	77SPA2100320	10.0	320	567
77SPA1100340	77SPA2100340	10.0	340	607
77SPA1100360	77SPA2100360	10.0	360	646
77SPA1100380	77SPA2100380	10.0	380	686
77SPA1100400	77SPA2100400	10.0	400	726
77SPA1100420	77SPA2100420	10.0	420	765
77SPA1100440	77SPA2100440	10.0	440	806
77SPA1100460	77SPA2100460	10.0	460	846
77SPA1100480	77SPA2100480	10.0	480	885
77SPA1100500	77SPA2100500	10.0	500	926
77SPA1100520	77SPA2100520	10.0	520	966



PLASTIC COVER SPACERS

Plastic Circles	17
Standard Plastic Circles for 4-12mm Bar	7
Large Standard Plastic Circles For 12-20mm Bar	17
Heavy Duty Plastic Circles	17
Spider Wheels	18
Plastic 'A' Spacers	18
Universal 'A' Spacers	18
Standard 'A' Spacers	19
Heavy Duty 'A' Spacers	19
Precast Plastic Spacers	20
Precast Plastic Spacers	20
End Caps	20
Plastic Chair	21
Standard Plastic Chair	21
Plastic Chair With Pointed Legs And Moulded Uprights	21
Plastic Chair With Pointed Legs And No Uprights	21

 Bespoke spacers can be produced to suit your individual application



PLASTIC COVER SPACERS

PLASTIC CIRCLES

STANDARD PLASTIC CIRCLES FOR 4-12MM BAR

These spacers can be used on both vertical and horizontal applications. The design of the spacer allows it to be used with a wide selection of bars and the design allows for maximum concrete flow.

Product Code	Description	Pack Size	Pallet Qty
SSPC20	20mm cover for bar sizes 4-12mm	1000	50000
SSPC25	25mm cover for bar sizes 4-12mm	500	30000
SSPC30	30mm cover for bar sizes 4-12mm	500	20000
SSPC35	35mm cover for bar sizes 4-12mm	200	12000
SSPC40	40mm cover for bar sizes 8-12mm	125	10000
SSPC50	50mm cover for bar sizes 8-12mm	100	5000



LARGE STANDARD PLASTIC CIRCLES FOR 12-20MM BAR

Larger version of the standard plastic circle designed for use with larger sized bars.

Product Code	Description	Pack Size	Pallet Qty
SLSPC2520	25mm cover for bar sizes 6-20mm	250	40000
SLSPC3020	30mm cover for bar sizes 6-20mm	125	36000
SLSPC3520	35mm cover for bar sizes 6-20mm	125	18000
SLSPC4020	40mm cover for bar sizes 6-20mm	125	14000
SLSPC5020	50mm cover for bar sizes 6-20mm	50	8000
SLSPC6020	60mm cover for bar sizes 12-20mm	250	6500
SLSPC7520	75mm cover for bar sizes 12-20mm	250	4500



HEAVY DUTY PLASTIC CIRCLES

A heavy-duty, low-density version of the standard plastic circle.

Product Code	Description	Pack Size	Pallet Qty
SHDPC25	25mm cover for bar sizes 6-12mm	1500	30000
SHDPC30	30mm cover for bar sizes 13-20mm	1000	16000
SHDPC40	40mm cover for bar sizes 13-20mm	500	10000
SHDPC45	45mm cover for bar sizes 13-20mm	400	8000
SHDPC50	50mm cover for bar sizes 13-20mm	300	6000



PLASTIC COVER SPACERS

SPIDER WHEELS

These spacers are designed for use with smaller sized bars.

Product Code	Description	Pack Size	Pallet Qty
SSW1046	10mm cover for 4-6mm bar	5000	100000
SSW1548	15mm cover for 4-8mm bar	5000	100000
SSW20610	20mm cover for 6-10mm bar	3000	50000
SSW25610	25mm cover for 6-10mm bar	2500	37500
SSW25812	25mm cover for 8-12mm bar	2500	37500



PLASTIC 'A' SPACERS

UNIVERSAL 'A' SPACERS

Universal 'A' Spacers combine a robust structure with a tapered design allowing minimum contact with the surface face. The spacer is designed to give the specific cover while providing good concrete flow.

Product Code	Description	Pack Size	Pallet Qty
SAU15	15mm cover for 4-24mm bar	1000	30000
SAU20	20mm cover for 4-24mm bar	1000	30000
SAU25	25mm cover for 4-24mm bar	1000	20000
SAU30	30mm cover for 4-24mm bar	1000	20000
SAU35	35mm cover for 4-24mm bar	750	15000
SAU40	40mm cover for 4-24mm bar	500	10000
SAU50	50mm cover for 4-24mm bar	500	10000
SAU60	60mm cover for 4-24mm bar	250	6250
SAU70	70mm cover for 4-24mm bar	250	6250
SAU80	70mm cover for 4-24mm bar	250	5000



PLASTIC COVER SPACERS

STANDARD 'A' SPACERS

Also called Plastic Chairs, these spacers can be used on both horizontal and vertical applications. The spacer is designed to give the specific cover while providing good concrete flow.

Product Code	Description	Pack Size	Pallet Qty
SSAS15	15mm cover for 8-16mm bar	2000	40000
SSAS20	20mm cover for 8-16mm bar	1000	40000
SSAS25	25mm cover for 8-16mm bar	1000	40000
SSAS30	30mm cover for 8-16mm bar	1000	40000
SSAS35	35mm cover for 8-16mm bar	500	30000
SSAS40	40mm cover for 8-16mm bar	500	30000
SSAS50	50mm cover for 8-16mm bar	500	30000



HEAVY DUTY 'A' SPACERS

A more robust form of the 'A' Spacer, it can be used on more heavy-duty applications as well as being able to clamp rebar up to 25mm in diameter. It can be used on both horizontal and vertical applications.

Product Code	Description	Pack Size	Pallet Qty
SHDPA25	25mm cover for 8-25mm bar	500	30000
SHDPA30	30mm cover for 8-25mm bar	500	25000
SHDPA35	35mm cover for 8-25mm bar	500	20000
SHDPA40	40mm cover for 8-25mm bar	500	20000
SHDPA45	45mm cover for 8-25mm bar	500	20000
SHDPA50	50mm cover for 8-25mm bar	500	20000
SHDPA65	65mm cover for 8-25mm bar	500	10000
SHDPA100	100mm cover for 8-25mm bar	250	7500



PRECAST PLASTIC SPACERS

TOWER SPACERS

The Tower Spacer is a highly stable plastic spacer with four legs to prevent the spacer from overturning. The spacer also comes with tapered legs which ensure minimal contact with the concrete surface.

Product Code	Description	Pack Size	Pallet Qty
STS20620	20mm cover 6-20mm bar	80	36000
STS25620	25mm cover 6-20mm bar	80	27000
STS30620	30mm cover 6-20mm bar	80	27000
STS35620	35mm cover 6-20mm bar	80	18000
STS40620	40mm cover 6-20mm bar	80	18000
STS50620	50mm cover 6-20mm bar	80	10000



END CAPS

END CAPS

A slip-on spacer which is attached to the end of the rebar to reduce the risk of surface staining.

Product Code	Description	Pack Size	Pallet Qty
SEC2048	20mm cover 4-8mm bar	1000	4500
SEC20916	20mm cover 9-16mm bar	500	4500
SEC2548	25mm cover 4-8mm bar	1000	3750
SEC25916	25mm cover 9-16mm bar	500	3000
SEC3048	30mm cover 4-8mm bar	1000	3000
SEC30918	30mm cover 9-16mm bar	500	2250
SEC30916	40mm cover 9-16mm bar	250	2250



PLASTIC CHAIR

STANDARD PLASTIC CHAIR

Plastic Chair is commonly used as a mesh support in a wide range of precast products. Very economical in wide area applications and designed to improve concrete flow characteristics.

Product Code	Description	Pack Size	Pallet Qty (metres)
SPCHS15	15mm cover x 2m	100m	7700
SPCHS20	20mm cover x 2m	100m	6300
SPCHS25	25mm cover x 2m	100m	5600
SPCHS30	30mm cover x 2m	100m	4200
SPCHS35	35mm cover x 2m	60m	3960
SPCHS40	40mm cover x 2m	60m	2400
SPCHS50	50mm cover x 2m	60m	1680
SPCHS60	60mm cover x 2m	40m	1200



i Heavy duty plastic chairs are also available on request

PLASTIC CHAIR WITH POINTED LEGS AND MOULDED UPRIGHTS

High quality Plastic Chair with tapered legs to reduce contact with the surface. Ideal for high quality architectural work.

Product Code	Description	Pack Size	Pallet Qty (metres)
SPCHU15	15mm cover x 2m	32 pieces	9216
SPCHU20	20mm cover x 2m	32 pieces	9216
SPCHU25	25mm cover x 2m	32 pieces	8064
SPCHU30	30mm cover x 2m	32 pieces	8064
SPCHU35	35mm cover x 2m	32 pieces	8064
SPCHU40	40mm cover x 2m	32 pieces	7488
SPCHU45	45mm cover x 2m	32 pieces	6144
SPCHU50	50mm cover x 2m	32 pieces	5632



PLASTIC CHAIR WITH POINTED LEGS AND NO UPRIGHTS

High quality Plastic Chair with tapered legs and no uprights.

Product Code	Description	Pack Size	Pallet Qty (metres)
SPCHNU15	15mm cover x 2m	32 pieces	9216
SPCHNU20	20mm cover x 2m	32 pieces	9216
SPCHNU25	25mm cover x 2m	32 pieces	8064
SPCHNU30	30mm cover x 2m	32 pieces	8064
SPCHNU35	35mm cover x 2m	32 pieces	8064
SPCHNU40	40mm cover x 2m	32 pieces	7488
SPCHNU45	45mm cover x 2m	32 pieces	6144
SPCHNU50	50mm cover x 2m	32 pieces	5632



CONCRETE COVER SPACERS

Standard Concrete Spacers	23
Double Cover	23
Triple Cover	23
4 Point Support With Twin Plastic Clip	23
Spacers with Plastic Clip	24
3 Point Support With Twin Plastic Clip 16+	24
Round Support With Twin Plastic Clip 16+	24
Round Support With Twin Plastic Clip	24
Concrete Bars	25
Pin Anchor Void Plug	25
Square Bar	25



CONCRETE COVER SPACERS

STANDARD CONCRETE SPACERS

DOUBLE COVER

Offer two separate covers on different sides of the spacer.

Product Code	Concrete Cover (mm)	Pack Size	Pallet Qty
SDCS2530	25-30	500	20,000
SDCS3040	30-40	250	10,000
SDCS4050	40-50	250	10,000
SDCS6075	60-75	125	5000



TRIPLE COVER

Offer three different covers on three different sides of the spacer.

Product Code	Concrete Cover (mm)	Pack Size	Pallet Qty
STC202530	20-25-30	1000	30,000
STC354050	35-40-50	250	10,000
STC455560	45-55-60	125	5000



4 POINT SUPPORT WITH TWIN PLASTIC CLIP

These specialist precast spacers incorporate a twin plastic clip for easy but secure clamping to the rebar and a concrete spacer which is designed for minimum contact on the formwork.

Product Code	Concrete Cover (mm)	Pack Size	Pallet Qty
SCSPCF25	25	500	25,000
SCSPCF30	30	400	20,000
SCSPCF35	35	350	17,500
SCSPCF40	40	300	15,000
SCSPCF45	45	250	12,500
SCSPCF50	50	250	12,500



3 POINT SUPPORT WITH TWIN PLASTIC CLIP 16+

These specialist precast spacers incorporate our 16+ twin plastic clip for easy installation on rebar diameter 16mm–25mm. The three small feet make the spacer extremely stable on all surfaces; they also ensure that they are nearly invisible.

Product Code	Concrete Cover (mm)	Pack Size	Pallet Qty
SCSPCS251625	25	360	18,000
SCSPCS301625	30	288	14,400
SCSPCS351625	35	216	10,800
SCSPCS401625	40	180	9,000
SCSPCS451625	45	144	7,200
SCSPCS501625	50	175	8,750
SCSPCS551625	55	150	7,500
SCSPCS601625	60	150	7,500
SCSPCS651625	65	130	6,500
SCSPCS701625	70	100	5,000



ROUND SUPPORT WITH TWIN PLASTIC CLIP 16+

These specialist precast spacers incorporate a twin plastic clip for easy but secure clamping on rebar diameter 16mm-25mm and a concrete spacer which is designed for minimum contact on the formwork.

Product Code	Concrete Cover (mm)	Pack Size	Pallet Qty
SCSPCR251625	25	360	18,000
SCSPCR301625	30	288	14,400
SCSPCR351625	35	216	10,800
SCSPCR401625	40	180	9,000
SCSPCR501625	50	144	7,200



ROUND SUPPORT WITH TWIN PLASTIC CLIP

These specialist precast spacers incorporate a twin plastic clip for easy but secure clamping to the rebar and a concrete spacer which is designed for minimum contact on the formwork.

Product Code	Concrete Cover (mm)	Pack Size	Pallet Qty
SCSPCR25	25	432	21,600
SCSPCR30	30	396	19,800
SCSPCR35	35	396	19,800
SCSPCR40	40	252	12,600
SCSPCR50	50	180	9,000



CONCRETE BARS

PIN ANCHOR VOID PLUG

The pin anchor void plug is the fast and efficient way to fill in the void left by the pin anchor lifting point. The plugs are installed using rapid setting grout and can be colour matched to your specifications.

Product Code	Description	Pack Size	Pallet Qty
SCVC13T	1.3T Pin Anchor Void Plug	36	1440
SCVC25T	2.5T Pin Anchor Void Plug	36	1440
SCVC50T	5.0T Pin Anchor Void Plug	36	1440
SCVC10T	10.0T Pin Anchor Void Plug	36	1440
SCVC20T	20.0T Pin Anchor Void Plug	36	1440



SQUARE BAR

Extruded fibre square concrete bar spacers offer a wide range of concrete covers. They have consistent high compressive strength as well as excellent chemical and physical resistance. These bars are ideally suited as cover for bottom mesh reinforcement in horizontal applications.

Product Code	Concrete Cover (mm)	Length (m)	Pallet Qty
SCBS20	20	1	1200
SCBS25	25	1	600
SCBS30	30	1	600
SCBS40	40	1	300
SCBS50	50	1	250
SCBS60	60	1	150
SCBS75	75	1	100
SCBS100	100	1	70
SCBS60	60	1	150
SCBS75	75	1	100
SCBS100	100	1	70



LIFTING AND FIXING SYSTEMS

Threaded Lifting Devices	27-28
Cast in Loops	29
Lifting Sockets	30-34
Fixing Sockets	35-37
Threaded Socket Accessories	38-41
Pin Anchor Systems	42-45
Pin Anchor Lifting Devices	46-47
Pin Anchor Accessories	48-50
Utility Anchors	51
Spread Anchor Systems	52-55
Spread Anchor Accessories	56
Phillip Power System SL	57



LIFTING & FIXING SYSTEMS

THREADED LIFTING DEVICES

LIFTING LOOPS

The threaded lifting loop is a reusable lifting device compatible for use with all lifting sockets. Suitable for axial and diagonal tension.

Product Code	Thread	SWL (kg)
SSLL12	M/Rd12	500
SSLL16	M/Rd16	1200
SSLL20	M/Rd20	2000
SSLL24	M/Rd24	2500
SSLL30	M/Rd30	4000
SSLL36	Rd36	6300
SSLL42	Rd42	8000
SSLL52	Rd52	12500



i Lifting Loop load direction from 0°-45°

LIFTING LOOP PLUS

The Lifting Loop Plus is a reusable lifting device compatible for use with all lifting sockets. Suitable for all load directions; axial, diagonal and lateral tension.

Product Code	Thread	SWL (kg)
SSLLP12	M/Rd12	500
SSLLP16	M/Rd16	1200
SSLLP20	M/Rd20	2000
SSLLP24	M/Rd24	2500
SSLLP30	M/Rd30	4000
SSLLP36	Rd36	6300



i Lifting Loop Plus Load direction from 0°-90°



COMBINATION LIFTING LOOPS

The Combination Lifting Loop is a reusable lifting device that combines the economy of the loop with the increased flexibility of the eye.

Suitable for all load directions; axial, diagonal and lateral tension.

Product Code	Thread	SWL (kg)
SSCLL12	M/Rd12	500
SSCLL16	M/Rd16	1200
SSCLL20	M/Rd20	2000
SSCLL24	M/Rd24	2500
SSCLL30	M/Rd30	4000
SSCLL36	Rd36	6300
SSCLL42	Rd42	8000
SSCLL52	Rd52	12500



LIFTING EYES

The Lifting Eye is a reusable lifting device compatible with all lifting sockets.

Suitable for all load directions; axial, diagonal and lateral.

Product Code	Thread	SWL (kg)
SSLE12	M/Rd12	500
SSLE16	M/Rd16	1200
SSLE20	M/Rd20	2000
SSLE24	M/Rd24	2500
SSLE30	M/Rd30	4000
SSLE36	Rd36	6300
SSLE42	Rd42	8000
SSLE52	Rd52	12500



CAST IN LOOPS

CAST IN LOOPS

The Cast In Loop is a one-time use lifting device used to lift concrete units where the connecting side is hidden after installation.

Product Code	Height (mm)	SWL (kg)
SCIL00800	235	800
SCIL01200	235	1200
SCIL01600	235	1600
SCIL02000	270	2000
SCIL02500	310	2500
SCIL04000	340	4000
SCIL06300	365	6300
SCIL08000	440	8000
SCIL10000	515	10000



i Other sizes available on request

POLYPROPYLENE LOOPS

The Polypropylene Loop is a one-time use lifting device designed for the lifting of lightweight concrete units.

Product Code	Thread	SWL (kg)
SPL00150	200	150
SPL00250	220	250
SPL00360	235	360
SPL00500	255	500
SPL00875	280	875
SPL01000	330	1200



i Other sizes available on request

ANGLED LIFTING LOOPS

The Angled Lifting Loop is a one-time use lifting device designed to be cast into the sides of concrete units to facilitate lifting from the edges. Suitable for axial and diagonal tension.

Product Code	Loop Height (mm)	Length (mm)	D (mm)	SWL (kg)
SALL25180	180	350	10	2500
SALL40230	230	380	12	4000
SALL52230	230	380	14	5200



LIFTING SOCKETS

FLAT END LIFTING SOCKETS

Flat End Lifting Sockets are a cost-effective lifting socket used for the transportation of concrete units. Additional reinforcement is required.

Product Code	Thread (m)	Length (mm)	Hole Diameter (mm)	SWL (kg)
SSLF1050	10	50	10.3	350
SSLF1260	12	60	10.3	500
SSLF1680	16	80	13.3	1200
SSLF2095	20	95	15.3	2000
SSLF24100	24	100	17.3	2500
SSLF30135	30	125	19.5	4000



TUBULAR LIFTING SOCKETS

Tubular Lifting Sockets are used for the transportation of concrete units. Additional reinforcement is required.

Product code	Thread (m)	Length (mm)	Hole Diameter (mm)	SWL (kg)
SST1240	12	40	8	500
SST1655	16	55	13	1200
SST2067	20	67	16	2000
SST2477	24	77	18	2500
SST30105	30	105	23	4000
SST36125	36	125	27	6300
SST42125	42	145	32	8000
SST52195	52	195	40	12500



FLAT PLATE LIFTING SOCKETS

Flat Plate Lifting Sockets are used for the transportation of concrete units. Additional reinforcement is required.

Product Code	Thread (m)	Length (mm)	Width (mm)	SWL (kg)
SSLP1230	12	30	25	500
SSLP1635	16	35	35	1200
SSLP2047	20	47	60	2000
SSLP2454	24	54	60	2500
SSLP3072	30	72	80	4000
SSLP3684	36	84	100	6300
SSLP4298	42	98	130	8000
SSLP52117	52	117	130	12500



i Also available in an extended length

CROWN FOOT SOCKETS

Crown Foot Sockets are used for the transportation of concrete units. Suitable for thin and shallow concrete units.

Product Code	Thread (Rd)	Length (mm)	SWL (kg)
SCFS1260	12	60	500
SCFS1680	16	80	1200
SCFS20100	20	100	2000
SCFS24115	24	115	2500
SCFS30150	30	150	4000



PHILIPP SCREW ANCHOR SOCKETS

Philipp Screw Anchor Sockets are used for the transportation of concrete units. Suitable for thin and shallow concrete units.

Product Code	Thread (Rd)	Length (mm)	SWL (kg)
SPSA1260	12	60	500
SCFS1680	16	80	1200
SCFS20100	20	100	2000
SCFS24115	24	115	2500
SCFS30150	30	150	4000



STRAIGHT TAILED LIFTING SOCKETS

Straight Tailed Lifting Sockets are used for the transportation of concrete units. They are versatile and can be used in both thin and heavy concrete units.

Product Code	Thread (Rd)	Length (mm)	SWL (kg)
SPSTA12190	12	190	500
SPSTA14230	14	230	800
SPSTA16250	16	250	1200
SPSTA18300	18	300	1600
SPSTA20350	20	350	2000
SPSTA24400	24	400	2500
SPSTA30500	30	500	4000
SPSTA30900	30	900	4000
SPSTA36650	36	650	6300
SPSTA36900	36	900	6300
SPSTA42800	42	800	8000
SPSTA52900	52	900	12500



LONG WAVY TAILED SOCKETS

Long Wavy Tailed Sockets are used for the transportation of concrete units. They are versatile and can be used in both thin and heavy concrete units.

Product Code	Thread (Rd)	Length (mm)	SWL (kg)
SSLW12137	12	137	500
SSLW16216	16	216	1200
SSLW20257	20	257	2000
SSLW24360	24	360	2500
SSLW30450	30	450	4000
SSLW36570	36	570	6300
SSLW42620	42	620	8000
SSLW52880	52	880	12500



SHORT WAVY TAILED SOCKETS

Short Wavy Tail Sockets are used for the transportation of concrete units. Suitable for use in shallow concrete units.

Product Code	Thread (Rd)	Length (mm)	SWL (kg)
SSSW12108	12	108	500
SSSW16167	16	167	1200
SSSW20187	20	187	2000
SSSW24240	24	240	2500
SSSW30300	30	300	4000
SSSW36380	36	380	6300
SSSW42450	42	450	8000



THREADED OFFSET ANCHORS

Threaded Offset Anchors are designed especially for balancing the inclination during the lifting process of sandwich panels, the special shape enables the transport and mounting process (nearly) in the centre of the precast element. Axial and diagonal tension can be easily released.

Product Code	Thread (Rd)	Length (mm)	Offset (mm)	SWL (kg)
SSOA30	30	750	60	4000
SSOA36	36	950	60	6300
SSOA42	42	1100	70	8000
SSOA52	52	1400	90	12500



PHILIPP COMPACT ANCHORS

A wide range of applications can be realised with the Compact Anchor due to the combination of a compressed foot and a plain round steel bar.

Product Code	Thread (Rd)	Length (mm)	SWL (kg)
SSCA12100	12	100	500
SSCA12150	12	150	500
SSCA16130	16	130	1200
SSCA16175	16	175	1200
SSCA20185	20	185	2000
SSCA20250	20	250	2000
SSCA24200	24	200	2500
SSCA24275	24	275	2500
SSCA30275	30	275	4000
SSCA30350	30	350	4000
SSCA36334	36	334	6300
SSCA36450	36	450	6300
SSCA42385	42	385	8000
SSCA42500	42	500	8000
SSCA52550	52	550	12500
SSCA52700	52	700	12500



i For details on load bearing capabilities, please contact our sales team

PHILIPP COMPACT ANCHORS - SHORT

Due to their low embedment depth, Compact Anchors in short version are the ideal solution for light, thin slab-like concrete units.

Product Code	Thread (Rd)	Length (mm)	SWL (kg)
SSCAS36200	36	200	6300
SSCAS42230	42	230	8000
SSCAS52320	42	320	12500



i For details on load bearing capabilities, please contact our sales team

FIXING SOCKETS

FLAT END FIXING SOCKETS

Flat End Fixing Sockets are used for the fixing of accessories to concrete units. Suitable for the transfer of tensile and/or shear forces.

Product Code	Thread (M)	Length (mm)	SWL (kg)
SFSFE08050	8	50	250
SFSFE10050	10	50	350
SFSFE12060	12	60	500
SFSFE12070	12	70	600
SFSFE16080	16	80	850
SFSFE16100	16	100	1000
SFSFE16120	16	120	1200
SFSFE20100	20	100	1300
SFSFE20120	20	120	1400
SFSFE24120	24	120	1800



SOLID ROD SOCKETS

Solid Rod Sockets are used for the fixing of accessories to concrete units. Suitable for the transfer of tensile and/or shear forces.

Product Code	Thread (Rd)	Length (mm)	SWL (kg)
SSS1042	10	42	400
SSS1250	12	50	560
SSS1275	12	75	560
SSS1675	16	75	1100
SSS2075	20	75	1700
SSS24100	24	100	2400
SSS30125	30	125	3800



FLAT END FIXING SOCKETS WITH CROSSPIN

Flat End Fixing Sockets with Crosspin are used for the fixing of accessories to concrete units. Suitable for the transfer of tensile and/or shear forces.

Product Code	Thread (Rd)	Length (mm)	SWL (kg)
SFCP1050	10	50	300
SFCP1260	12	60	500
SFCP1680	16	80	850
SFCP20100	20	100	1300
SFCP24120	24	120	1800



ANGLED FIXING SOCKETS

Angled Fixing Sockets are used for the fixing of accessories to concrete units. Suitable for the transfer of tensile and/or shear forces.

Product Code	Thread (Rd)	Length (mm)	Foot Height (mm)	SWL (kg)
SSFA1245	12	45	25	350
SSFA1270	12	70	30	600
SSFA1660	16	60	60	600
SSFA2070	20	70	70	1250
SSFA2480	24	80	80	1450



SOLID ROD SOCKETS WITH CROSSPIN

Solid Rod Sockets with Crosspin are used for the fixing of accessories to concrete units. Suitable for the transfer of tensile and/or shear force

Product Code	Thread (Rd)	Length (mm)	SWL (kg)
SSSCP1050	10	50	600
SSSCP1250	12	50	900
SSSCP1275	12	75	900
SSSCP1675	16	75	1700
SSSCP2075	20	75	2300
SSSCP20100	20	100	2300
SSSCP24100	24	100	3000
SSSCP30125	30	125	6000



PHILIPP PB ANCHORS

The PHILIPP PB Anchor is exclusively for permanent fixations. An attachment of lifting devices for the transport of precast elements is not permitted. Available in Galvanised or Stainless Steel.

Product Code	Type
70PBA12	PBA 12
70PBA16	PBA 16
70PBA20	PBA 20
70PBA24	PBA 24
70PBA30	PBA 30

i Please enquire with our team for load bearing capabilities.



PHILIPP PB MARKING RING WITH CLIP

The PB Marking Ring with clip is used to identify the PB anchor in installed position, to fix the additional reinforcement in the right position (if necessary) and to show the load direction.

Product Code	Type
74KR12PBA	PBA 12
74KR16PBA	PBA 16
74KR20PBA	PBA 20
74KR24PBA	PBA 24
74KR30PBA	PBA 30



LARGE COLOUR CODED NAILING PLATES

A larger version of the Colour Coded Nailing Plates, these nailing plates are specifically designed for use with swivel eyes.

Product Code	Thread Size	Diameter	Depth	Pack Size
SCNP16L	12	55	10	100
SCNP20L	16	60	10	100
SCNP24L	20	80	10	100
SCNP30L	24	80	10	100
SCNP36L	36	110	10	100
SCNP42L	42	110	12	100
SCNP52L	52	110	12	100



COLOUR CODED NAILING PLATES

Used to attach sockets to wooden formwork, each size is colour coded for ease of identification. Ideal for use with Lifting Loops.

Product Code	Thread Size	Diameter	Depth	Pack Size
SCNP12	12	40	10	100
SCNP16	16	40	10	100
SCNP20	20	55	10	100
SCNP24	24	55	10	100
SCNP30	30	70	10	100
SCNP36	36	70	12	100
SCNP42	42	96	12	100
SCNP52	52	96	12	50



NAILING PLATES FOR DIAGONAL TENSION

The nailing plate for diagonal tension allows the socket to be inclined by 15°, eliminating the need for additional diagonal tension reinforcement. Available in both plastic and steel.

Product Code	Thread Size	Diameter	Depth	Pack Size
SDNP16	16	38.5	11.2	100
SDNP20	20	55.5	15	100
SDNP24	24	55.5	15	100
SDNP30	30	72.5	18.7	100
SDNP36	36	72.5	18.7	100
SDNP42	42	99.5	25.5	50
SDNP52	52	99.5	25.5	50



MAGNETIC NAILING PLATES

Used to attach threaded sockets to steel formwork.

Product Code	Thread Size	Diameter	Depth	Pack Size
SSMNP12	12	60	10	1
SSMNP16	16	60	10	1
SSMNP20	20	60	10	1
SSMNP24	24	60	10	1
SSMNP30	30	74	10	1
SSMNP36	36	90	12	1
SSMNP42	42	115	12	1



PANEL CLEAT FIXING BRACKETS

Panel Cleat Fixing Brackets are used to connect pre-stressed wall panels to the steel framework. Hot Dipped Galvanised to give greater corrosion protection.

Product Code	Length (mm)	Width (mm)	Hole Diameter (mm)
SPCB16	160	70	16
SPCB18	160	70	18



DATA CLIPS

The Data Clip is used for marking the installed anchor as well as to fix additional reinforcement to the right position of the threaded insert. Each size is colour coded for ease of identification.



Product Code	Type (RM/M)	OD (mm)	od (mm)	B (mm)	h (mm)	Colour Code	Pack Size
SPDC12P	12	26	13	34	10	Pastel Orange	100
SPDC14P	14	30	15	38	10	Pure White	100
SPDC16P	16	31	17	45	10	Flame Red	100
SPDC18P	18	35	19	48	10	Light Pink	100
SPDC20P	20	37	21	55	10	Pastel Green	100
SPDC24P	24	41	25	63	10	Jet Black	100
SPDC30P	30	52	31	72	10	Emerald Green	100
SPDC36P	36	57	37	84	10	Light Blue	100
SPDC42P	42	64	43	95	13	Silver Grey	100
SPDC52P	52	80	53	117	13	Surfer Yellow	100

INTERNAL SEALING CAPS

Sealing Caps can be used for threads of all sizes to protect the socket from contamination by concrete or other foreign matter.

Product Code	Ex Thread (mm)	Pack Size
SISC06	6	5000
SISC08	8	5000
SISC10	10	3500
SISC12	12	4500
SISC16	16	4500
SISC20	20	2500
SISC24	24	500
SISC30	30	500
SISC36	36	500



SNAP OFF FIXING PLUGS

Used to attach sockets to wooden formwork. The plugs are inserted into a predrilled hole in the formwork and then the sockets are attached via the exposed thread.

Product Code	Ex Thread (mm)	Drill Hole (mm)	Pack Size
SSFP12	12	11	100
SSFP16	16	17	100
SSFP20	20	17	100
SSFP24	24	17	100



PIN ANCHOR SYSTEMS

STANDARD PIN ANCHORS

Standard Pin Anchors are a spherical head lifting anchor which are used for the demoulding, transportation, and installation of precast concrete units. They are suitable for use in both light and heavy units.

Black	Galvanised	Length (mm)	SWL (T)	
SAP0013035	SAP001303G	035	1.3	
SAP0013040	SAP0013040G	040		
SAP0013050	SAP0013050G	050		
SAP0013055	SAP0013055G	055		
SAP0013065	SAP0013065G	065		
SAP0013085	SAP0013085G	085		
SAP0013120	SAP0013120G	120		
SAP0025045	SAP0025045G	045		2.5
SAP0025055	SAP0025055G	055		
SAP0025065	SAP0025065G	065		
SAP0025070	SAP0025070G	070		
SAP0025085	SAP0025085G	085		
SAP0025100	SAP0025100G	100		
SAP0025120	SAP0025120G	120		
SAP0025140	SAP0025140G	140	5.0	
SAP0025170	SAP0025170G	170		
SAP0025240	SAP0025240G	240		
SAP0025280	SAP0025280G	280		
SAP0050065	SAP0050065G	065		7.5T
SAP0050075	SAP0050075G	075		
SAP0050080	SAP0050080G	080		
SAP0050085	SAP0050085G	085		
SAP0050095	SAP0050095G	095		
SAP0050100	SAP0050100G	100		
SAP0050110	SAP0050110G	110		
SAP0050120	SAP0050120G	120		
SAP0050140	SAP0050140G	140		
SAP0050150	SAP0050150G	150		
SAP0050160	SAP0050160G	160		
SAP0050170	SAP0050170G	170		
SAP0050180	SAP0050180G	180		
SAP0050210	SAP0050210G	210		
SAP0050240	SAP0050240G	240		
SAP0050340	SAP0050340G	340		
SAP0050480	SAP0050480G	480		
SAP0075085	SAP0075085G	085		
SAP0075095	SAP0075095G	095		
SAP0075100	SAP0075100G	100		
SAP0075120	SAP0075120G	120		



Black	Galvanised	Length (mm)	SWL (T)
SAP0075140	SAP0075140G	140	7.5
SAP0075150	SAP0075150G	150	
SAP0075160	SAP0075160G	160	
SAP0075165	SAP0075165G	165	
SAP0075240	SAP0075240G	240	
SAP0075300	SAP0075300G	300	
SAP0075540	SAP0075540G	540	
SAP0075680	SAP0075680G	680	
SAP0100100	SAP0100100G	100	10
SAP0100110	SAP0100110G	110	
SAP0100115	SAP0100115G	115	
SAP0100120	SAP0100120G	120	
SAP0100135	SAP0100135G	135	
SAP0100150	SAP0100150G	150	
SAP0100170	SAP0100170G	170	
SAP0100200	SAP0100200G	200	
SAP0100220	SAP0100220G	220	
SAP0100250	SAP0100250G	250	
SAP0100340	SAP0100340G	340	15
SAP0100650	SAP0100650G	650	
SAP0100680	SAP0100680G	680	
SAP0150110	SAP0150110G	110	
SAP0150120	SAP0150120G	120	
SAP0150140	SAP0150140G	140	
SAP0150165	SAP0150165G	165	
SAP0150180	SAP0150180G	180	
SAP0150200	SAP0150200G	200	
SAP0150240	SAP0150240G	240	
SAP0150300	SAP0150300G	300	20
SAP0150400	SAP0150400G	400	
SAP0150550	SAP0150550G	550	
SAP0150650	SAP0150650G	650	
SAP0150840	SAP0150840G	840	
SAP0200165	SAP0200165G	165	
SAP0200180	SAP0200180G	180	
SAP0200200	SAP0200200G	200	
SAP0200230	SAP0200230G	230	
SAP0200240	SAP0200240G	240	
SAP0200250	SAP0200250G	250	32
SAP0200300	SAP0200300G	300	
SAP0200340	SAP0200340G	340	
SAP0200500	SAP0200500G	500	
SAP0201000	SAP0201000G	1000	
SAP0320200	SAP0320200G	200	
SAP0320250	SAP0320250G	250	
SAP0320260	SAP0320260G	260	
SAP0320280	SAP0320280G	280	
SAP0320320	SAP0320320G	320	
SAP0320500	SAP0320500G	500	
SAP0320700	SAP0320700G	700	
SAP0321000	SAP0321000G	1000	
SAP0321200	SAP0321200G	1200	



i Pins also available in Mild, Galvanised and Stainless Steel

CURVED ANCHORS

Curved Anchors are a spherical head lifting anchor which are used for the demoulding, transportation, and installation of precast concrete units. They are suitable for use in sandwich panels, to keep the load application in the centre line of the unit.

Product Code	Length (mm)	SWL (T)
SPCA025268	268	2.5
SPCA050446	466	5.0
SPCA075664	664	7.5
SPCA100680	680	10



T ROD ANCHORS

T Rod Anchors are a spherical head lifting anchor which are used for the demoulding, transportation, and installation of precast concrete units. They are suitable for light to medium-weight units.

Product Code	Length (mm)	SWL (T)
STRA025520	520	2.5
STRA050580	580	5.0
STRA075750	750	7.5



EYE ANCHORS

Eye Anchors are a spherical head lifting anchor which are used for the demoulding, transportation, and installation of precast concrete units.

Product Code	Length (mm)	SWL (T)
SPAE013065	065	1.3
SPAE025090	090	2.5
SPAE025120	120	2.5
SPAE050090	090	5.0
SPAE050120	120	5.0
SPAE100115	115	10.0
SPAE100180	180	10.0
SPAE200250	250	20.0
SPAE320300	300	32.0



DOUBLE HEAD PIPE ANCHORS

Double Head Pipe Anchors are a spherical head lifting anchor which are predominantly used in automated pipe production. The purpose of the second head is to prevent concrete from flowing into the former, and then allowing the formwork to be quickly removed once the concrete has cured.

Product Code	Length (mm)	SWL (T)
SAPP01340	40	1.3
SAPP01350	50	1.3
SAPP01365	65	1.3
SAPP02560	60	2.5
SAPP02565	65	2.5
SAPP02570	70	2.5
SAPP02585	85	2.5
SAPP025110	110	2.5
SAPP025120	120	2.5
SAPP05085	85	5.0
SAPP05090	90	5.0
SAPP05095	95	5.0
SAPP050100	100	5.0
SAPP050110	110	5.0
SAPP050120	120	5.0



PLATE PIN ANCHORS

Plate Pin Anchors are designed for the lifting of thin concrete units, where the thickness of the unit prevents other types of spherical head anchors from being used.

Product Code	L (mm)	Plate (mm)	SWL (T)
SAPFP02555	55	70 x 70 x 6	2.5
SAPFP025120	120	70 x 70 x 6	2.5
SAPFP05055	55	90 x 90 x 8	5.0
SAPFP05065	65	90 x 90 x 8	5.0
SAPFP05095	95	90 x 90 x 8	5.0
SAPFP050110	110	90 x 90 x 8	5.0
SAPFP100115	115	90 x 90 x 10	10.0



PIN ANCHOR LIFTING DEVICES

PIN ANCHOR LIFTING SHACKLES

Pin Anchor Lifting Shackles are a lifting device compatible with all spherical head lifting anchors.

Product Code	SWL (T)
SPARC013	1.3
SPARC025	2.5
SPARC050	5.0
SPARC100	10.0
SPARC200	20.0
SPARC320	32.0



PIN ANCHOR COMBINATION LIFTING SHACKLES

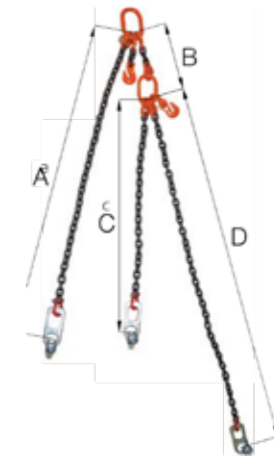
Pin Anchor Combination Lifting Shackles are a lifting device compatible with all spherical head lifting anchors. They are supplied with a wire rope to facilitate a more flexible lift'

Product Code	SWL (T)
SPARCC013	1.3
SPARCC025	2.5
SPARCC050	5.0
SPARCC100	10.0
SPARCC200	20.0



PIN ANCHOR LIFTING AND HANDLING CHAINS FOR PIPES

Chain sets are designed to make the transportation of concrete pipes as easy as possible. These chain sets can be bespoke lengths, size and with a wide range of shackles on the end to fit your needs. They are also available as two-legged chain sets.



Product Code	Pipe Length (M)	A (mm)	B (mm)	C (mm)	D (mm)	SWL (T)
STARCONKAEDE025	2.5-2.5	1972	433	1552	2602	2.5
STARCONKAEDE050	2.5-2.5	1996	411	1567	2581	5.0
STARCONKAEDE100	2.5-2.5	1986	440	1566	2586	10.0

PIN ANCHOR PIPE TURNERS

Alternative lifting device used for large pipes where pipes need to be turned whilst suspended.

Product Code	SWL (T)
SPT5	5.0
SPT10	10.0
SPT20	20.0
SPT32	32.0



WIRE ROPE FOR PIPE TURNERS

Wire rope for pipe turner

Product Code	Pack Size	SWL (T)
SPTWR5	1	5.0
SPTWR10	1	10.0
SPTWR20	1	20.0
SPTWR32	1	32.0



PIN ANCHOR ACCESSORIES

PIN ANCHOR RECESS FORMERS

Used to hold the anchor pin in position and attached to the formwork via the holding plate.

Product Code	SWL (T)
SPARF013	1.3
SPARF025	2.5
SPARF050	5.0
SPARF075	7.5
SPARF100	10.0
SPARF200	20.0
SPARF320	32.0



DOUBLE HEAD PIPE ANCHOR RECESS FORMERS

Used to hold the anchor pin in position and attached to the formwork via the holding plate.

Product Code	SWL (T)
SPARFDH013	1.3
SPARFDH025	2.5
SPARFDH050	5.0



PIN ANCHOR FIXING PLATES

Used to attach the recess former to the formwork.

Product Code	Thread (mm)	SWL (T)
SPAFP013	8	1.3
SPAFP025	10	2.5
SPAFP050	10	5.0
SPAFP100	12	10.0
SPAFP200	12	20.0



PIN ANCHOR FIXING PLATES WITH PIN

All in one plate and pin, used to attach recess former to the formwork.

Product Code	Thread (mm)	SWL (T)
SPAFPP013	8	1.3
SPAFPP025	10	2.5
SPAFPP050	10	5.0
SPAFPP100	12	10.0
SPAFPP200	12	20.0



PIN ANCHOR STEEL MAGNETIC FORMERS

Used in steel moulds and are attached to the formwork by means of magnetic adhesion.

Product Code	SWL (T)
SPAMF013	1.3
SPAMF025	2.5
SPAMF050	5.0
SPAMF100	10.0



PIN ANCHOR RUBBER MAGNETIC FORMERS

Used in steel moulds and are attached to the formwork by means of magnetic adhesion.

Product Code	SWL (T)
SPARFM013	1.3
SPARFM025	2.5
SPARFM050	5.0
SPARFM100	10.0



PIN ANCHOR STEEL FORMERS

Long lasting version of the rubber former, made from high grade steel. These are welded to the steel mould and are used with rubber rings to secure the anchor.

Product Code	SWL (T)
SPASF013	1.3
SPASF025	2.5
SPASF050	5.0
SPASF100	10.0
SPASF200	20.0
SPASF320	32.0



PIPE ANCHOR RUBBER RINGS

Used to secure the pin anchor in the steel or magnetic former.

Product Code	SWL (T)
SPARR013	1.3
SPARR025	2.5
SPARR050	5.0
SPARR075	7.0
SPARR100	10.0



UTILITY ANCHORS

UTILITY ANCHORS

Utility anchors are designed for lifting precast units such as culverts, slabs and pipes. These anchors are designed to be used in conjunction with a crane hook and no other lifting shackle is needed.

Product Code	H (mm)	SWL (T)
LUA44G	80	0.8
LUA54G	95	1.8
LUA64G	120	2.0
LUA56G	95	3.5
LUA66G	120	5.0
LUA86G	170	7.5



UTILITY FORMERS

Used to hold the utility anchor in position and attached to the wooden formwork via the utility anchor plate.


Product Code	Colour Code	SWL (T)
LUA450	Orange	0.8 - 2.0
LUA670	Green	3.5 - 7.5
LUA670L	Black	3.5 - 7.5



UTILITY ANCHOR PLATES

Used to attach the recess former to the formwork.

Product Code	SWL (T)
LUAHP450	0.8 - 2.0
LUAHP670	3.5 - 7.5



SPREAD ANCHOR SYSTEMS

STANDARD SPREAD ANCHORS

Spread Anchors are used in conjunction with a recess former and ring clutch to facilitate the lifting of concrete units.

Product Code	L (mm)	SWL (T)
SSA007110	110	0.7
SSA014110	110	1.4
SSA014160	160	1.4
SSA025120	120	2.5
SSA025150	150	2.5
SSA025200	200	2.5
SSA025250	250	2.5
SSA050180	180	5
SSA050240	240	5
SSA050400	400	5
SSA075260	260	7.5
SSA075300	300	7.5
SSA075420	420	7.5
SSA100300	300	10
SSA100370	370	10
SSA100520	520	10
SSA140370	370	14
SSA140460	520	14
SSA220500	370	22
SSA220620	460	22



ERECTION ANCHORS

Erection Anchors are designed for the turning of concrete units, they have extra holes to attach the necessary additional reinforcement.

Product Code	L (mm)	SWL (T)
SEA014200	200	1.4
SEA025230	230	2.5
SEA050290	290	5
SEA100390	390	10
SEA170500	500	17
SEA220500	500	22



ONE SIDED ERECTION ANCHORS

One Sided Erection Anchors are designed for the turning of concrete units. However, can only be loaded on one side.

Product Code	L (mm)	SWL (T)
SEAOS0014	200	1.4
SEAOS0025	230	2.5
SEAOS0050	290	5
SEAOS0075	320	7.5
SEAOS0100	390	10
SEAOS0170	500	17



PLATE SPREAD ANCHORS

Plate Spread Anchors are designed for use in thin flat concrete units and must always be used with additional reinforcement.

Product Code	L (mm)	SWL (T)
SPSA014050	50	1.4
SPSA025080	80	2.5
SPSA050120	120	5
SPSA100160	160	10



UNIVERSAL SPREAD ANCHORS

Universal Spread Anchors are available only in 1.25t capacity. They are designed for smaller concrete units and must always be used with additional reinforcement.

Product Code	L (mm)	SWL (T)	Finish
SAU125100	100	1.25	Plain
SAU125125	125	1.25	Plain
SAU125125G	125	1.25	Galvanised
SAU125125S	125	1.25	Stainless



TRANSPORT ANCHORS

Transport Anchors are designed for use in thin concrete units and must always be used with additional reinforcement.

Product Code	L (mm)	SWL (T)
SSTA014090	90	1.4
SSTA025090	90	2.5
SSTA050120	120	5
SSTA075160	160	7.5
SSTA100170	170	10



FLAT FOOT ANCHORS

Flat Foot Anchors are designed for use in thin concrete units and must always be used with additional reinforcement.

Product Code	L (mm)	SWL (T)
SSFF007060	60	0.7
SSFF014060	60	1.4
SSFF025070	70	2.5
SSFF050120	120	5
SSFF075170	170	7.5
SSFF100200	200	10



SANDWICH PANEL ANCHORS

Sandwich Panel Anchors are designed for use in sandwich walls, the design allows for the unit to be lifted in a straight position. Always use with additional reinforcement.

Product Code	L (mm)	SWL (T)
SSPA025250	250	2.5
SSPA050300	300	5
SSPA075350	350	7.5
SSPA100350	350	10
SSPA170400	400	17



SPREAD ANCHOR RING CLUTCHES

Spread Anchor Ring Clutches are a lifting device compatible with all anchors in the spread anchor system.

Product Code	SWL (T)
SSARC025	2.5
SSARC050	5
SSARC100	10
SSARC260	26



SPREAD ANCHOR COMBINATION RING CLUTCHES

Spread Anchor Combination Ring Clutches are suitable for all anchors in the spread anchor system. They are a hybrid lifting device offering greater flexibility than the traditional clutch.

Product Code	SWL (T)
SSARCC025	2.5
SSARCC050	5
SSARCC100	10
SSARCC260	26



SPREAD ANCHOR ACCESSORIES

SPREAD ANCHOR RECESS FORMERS

Used to hold the anchor into position and attached to the formwork via the fixing plate.

Product Code	SWL (T)
SSARF0125	1.25
SSARF025	2.5
SSARF050	5
SSARF100	10
SSARF260	26



SPREAD ANCHOR MAGNETIC RECESS FORMERS

Used in steel moulds and are attached to the formwork by means of magnetic adhesion.

Product Code	SWL (T)
SPAMRF013	1.3
SPAMRF025	2.5
SPAMRF050	5
SPAMRF100	10



SPREAD ANCHOR FIXING PLATE

Used to attach the recess former to the formwork.

Product Code	SWL (T)
SSAFP025	2.5
SSAFP050	5
SSAFP100	10
SSAFP260	26



PHILLIP POWER SYSTEM SL

The Power System SL allows for significantly higher load bearing capacities than comparable standard threaded anchors. The system is colour coded and has a left handed thread to prevent the risk of confusion and guarantee a safe handling.

PHILIPP LIFTY SL

The Lifty SL is a specially designed lifting device for the Power System SL. It consists of a forged ring bolt with a welded chain link and is therefore ideally suited in its robust design for daily use in the factory and on the construction site.

Product Code	Thread (Left Hand)	SWL (T)
SSLIF16	M-LH 16	2.039
SSLIF24	M-LH 24	5.099
SSLIF30	M-LH 30	8.158
SSLIF42	M-LH 42	14.786
SSLIF52	M-LH 52	20.394



PHILIPP THREADED TRANSPORT ANCHOR SL

All Threaded Transport Anchors SL are designed for the transport of precast concrete elements, such as walls or bar-shaped concrete units. Either with extremely thin or heavy prefabricated elements – depending on the element type and its dimensions, different sizes are available. Axial, diagonal and lateral tension are no problem for the Threaded Transport Anchors SL.

Product Code	Thread (Left Hand)	SWL (T)
67M16SL	M-LH 16	0.455
67M24SL	M-LH 24	0.58
67M30SL	M-LH 30	0.75
67M42SL	M-LH 42	1.1
67M52SL	M-LH 52	1.2



PHILIPP NAILING PLATE SL

Made from plastic the Nailing Plate SL is used to fix the Threaded Transport Anchor SL to the mould. They are nailed easily to the mould through the indicated nail holes, or by hot bonding. Each size is colour coded for ease of identification.

Product Code	Type
SCNP16SL	SL 16
SCNP24SL	SL 24
SCNP30SL	SL 30
SCNP42SL	SL 42
SCNP52SL	SL 52



PHILIPP MARKING RING SL WITH CLIP

Made from plastic it is used for marking the installed anchor as well to fix additional reinforcement to the right position of the threaded insert. Each size is colour coded for ease of identification.

Product Code	Type
SPDC16SL	SL 16
SPDC24SL	SL 24
SPDC30SL	SL 30
SPDC42SL	SL 42
SPDC52SL	SL 52



STEEL PRODUCTS

Bespoke Mesh	59
Standard Mesh	60
Straight Bar	61
Coils	61
High Chair	62



STEEL PRODUCTS

BESPOKE MESH

BESPOKE MESH

Our bespoke mesh can be manufactured in various combinations of bar spacings and all combinations of line wire and cross wire from 8-16mm. Sheets can be manufactured up to 8mtrs long and 3mtrs wide and can be produced with 'flying ends' which eliminates congestion from overlapping fabric.

Fixing


The mesh is electronically welded at every intersection.


Bent Mesh

Mesh bending is also available if required. 10 degrees to 180 degrees bends x 5mtr lengths. An express delivery service is available.


Detailing of Mesh

The mesh detail is computer generated before it is manufactured in the factory. This information is sent to the mesh equipment electronically, reducing the possibility of human error.

 Contact our team who can assist you on your bespoke project



12mm on 12mm
50mm and 100mm
centres



12mm on 14mm
Various centres



10mm on 10mm
Various centres



8mm on 12mm and 16mm
Various centres




All our steel products are CARES approved to meet industry requirements



STANDARD MESH

Our standard mesh is manufactured to BS 4483 from cold reduced wire which complies with BS 4482. Each wire intersection is resistance welded using electronically controlled techniques.



Type A, AM, AFE and AEC Mesh


Type	Ø	Dimensions L x B (mm)	Centers (mm)	Weight Kg/piece	Pieces / Bundle	Weight Kg/Bundle
A 142	6 - 6	4800 x 2400	200 - 200	25.6	46	1.176
A 193	7 - 7	4800 x 2400	200 - 200	34.8	34	1.182
A 252	8 - 8	4800 x 2400	200 - 200	45.5	28	1.274
A 393	10 - 10	4800 x 2400	200 - 200	71.1	18	1.277
A 142 M	6 - 6	3600 x 2000	200 - 200	16	50	799
A 193 M	7 - 7	3600 x 2000	200 - 200	21.7	34	740
A 252 M	8 - 8	3600 x 2000	200 - 200	28.4	28	796
A 393 M	10 - 10	3600 x 2000	200 - 200	44.4	18	800
A 142 FE	6 - 6	4800 - 2400	200 - 200	22	49	1.097
A 193 FE	7 - 7	4800 - 2400	200 - 200	30.4	34	1.035
A 252 FE	8 - 8	4800 - 2400	200 - 200	39.8	28	1.115
A 393 FE	10 - 10	4800 - 2400	200 - 200	62.2	18	1.119
A 142 EC	6 - 6	4800 - 2400	200 - 200	24	46	1.103
A 193 EC	7 - 7	4800 - 2400	200 - 200	32.6	34	1.109
A 252 EC	8 - 8	4800 - 2400	200 - 200	42.6	28	1.195
A 393 EC	10 - 10	4800 - 2400	200 - 200	66.6	18	1.199

Type B Mesh

Type	Ø	Dimensions L x B (mm)	Centers (mm)	Weight Kg/piece	Pieces / Bundle	Weight Kg/Bundle
B 283	6 - 7	4800 x 2400	100 - 200	43	30	1.289
B 385	7 - 7	4800 x 2400	100 - 200	52.2	24	1.252
B 503	8 - 8	4800 x 2400	100 - 200	68.3	18	1.229
B 785	10 - 8	4800 x 2400	100 - 200	93.8	14	1.309
B 1131	12 - 8	4800 x 2400	100 - 200	125.1	10	1.255

STRAIGHT BAR

Our high quality Straight Bar is manufactured to BS 4483.



Reinforcement Bar Shape Code BS8666:2005				
Product Code	Diameter (mm)	Weight (Kg/m RUN)	No. of Metre per Tonne	Approx No. 12M Bars per Tonne
SSB06	6	0.222	4505	375
SSB08	8	0.395	2532	211
SSB010	10	0.616	1623	135
SSB012	12	0.888	1126	93
SSB016	16	1.579	633	52
SSB020	20	2.466	406	33
SSB025	25	3.854	259	21
SSB032	32	6.313	158	13
SSB040	40	9.864	101	8

COILS

B500A (Cold/HKN) / B500B (Hot/HK)

Dimensions: inside diameter 600 mm

Width: 1.000 mm to 1.300 mm

Height: 550 mm to 960 mm

Diameters: (B500A) 6, 8, 10, 12, 14, 16 mm / (B500B) 8,10,12,14,16 mm

Coil weight: (by 6mm B500A) 1.500 kg and 2.000 kg, (other diameters) 2.500 kg, 3.000 kg or 5.000 kg. Other weights and diameters on request.




Ø	Weight (kg)	Diameter outside (mm)	Diameter inside (mm)	Height
6	2000	1100	600	550
8	2500	1100	600	710
8	3000	1200	600	710
8	4000	1300	600	960
10	2500	1100	600	710
10	3000	1200	600	710
10	5000	1300	600	960
12	2500	1100	600	710
12	3000	1200	600	710
12	5000	1300	600	960



HIGH CHAIR

Our high chairs are designed to support reinforcement on job site and in the precast factory. Their design eliminates any danger of puncturing Damp Proof Membrane on ground floor slabs.



A HEAVY DUTY

The heavy duty version of our triangular spacers, DBV-certified from height 50mm - 400mm, in steps of 10mm.

Height (mm)	Width (mm)	Sub-packaging (pieces)	Commercial packaging (pieces)	Length (m)
From 50 to 200	75	25	250	2
From 210 to 300	85	10	100	2
From 310 to 400	90	50	50	2

A REGULAR

The regular version of our triangular spacers. From height 50mm to 200mm, in steps of 10mm.

Height (mm)	Width (mm)	Sub-packaging (pieces)	Commercial packaging (pieces)	Length (m)
From 50 to 70	55	25	250	2
From 80 to 150	70	25	250	2
From 160 to 200	75	25	250	2



TYING SYSTEMS

Tying Systems	65
Black Annealed Tying Wire	65
Stainless Steel Tying Wire	65
Knipex Wire Cutters	65
Bind Fix Ties	65
Double Loop Ties	65



TYING SYSTEMS

BLACK ANNEALED TYING WIRE

Black annealed tying wire for tying reinforcement.

Product Code	Gauge	Pack Size
STW17	17	1



STAINLESS STEEL TYING WIRE

Stainless steel tying wire for tying reinforcement.

Product Code	Gauge	Pack Size
SSSTW18	18	1



KNIPEX WIRE CUTTERS

High quality wire nips.

Product Code	Pack Size
SWN	1



BIND FIX TIES

Simple clip-on system for binding reinforcement.

Product Code	SWL/Kg (T)	Pack Size
SBFT08	4/8 - 5/8 - 6/8	10000
SBFT10	5/10 - 6/10 - 8/10	11200
SBFT12	5/12 - 6/12 - 8/12	9600
SBFT16	6/16 - 8/16 - 10/16	6000



DOUBLE LOOP TIES

Loop ties are used in conjunction with the tying tool to bind rebar.

Product Code	Length (mm)
SWLT100	100
SWLT150	150
SWLT200	200
STT	Tying Tool



INSULATION

TRUBOARD Stonewool Insulation Panel 67



INSULATION

TRUBOARD STONEWOOL INSULATION PANEL

TRUBOARD is manufactured for thermal insulation, sound insulation and fire safety of precast concrete panels.



Technical Specifications	Symbol	Indicator	Unit	Declared Value	Tolerance	Standard
Material	MW	MW	-	Mineralwool	-	TS EN 13162
Density/D	-	p	kg/m ³	50 60 70 80 90 100 110 120	±% 10	TS EN 1602
Length/l	l	l	mm	1200	±% 2	TS EN 822
Width/b	b	b	mm	600	±% 1,5	TS EN 1822
Thermal Conductivity	λ ^d	-	W/mK	max 0,037	-	TS EN 12939/12667
Thermal Resistance/R _d	R ^d	-	m ² K/W	0,83 1,11 1,39 1,67 1,94 2,22 2,78 3,33 4,25	-	TS EN 13162
Thickness/d	d _n	d _n	mm	30 40 50 660 70 80 100 120 140 150	-	TS EN 823
Class for Thickness Tolerances	T _l	-	mm	'T4	-%3 veya -3mm*	TS EN 823
Dimensional Stability	DS(70-)	Δε	%	ma 1	+%5 veya +5mm*	TS EN 1604
Water Vapour Permeability/MU	MU	μ	-	1	-	TS EN 12086
Fire Reaction Class	-	R _{tf}	-	A1	-	TS EN 13501
Air Flow Resistance/A _{fr}	A _{fr}	A _{fr}	-	NPD	-	TS EN 29053
Flatness/S _{max}	S _{max}	S _{max}	mm	S6 - max 6mm	-	TS EN 825
Squareness/S _b	S _b	S _b	mm/m	S5 - max mm/m	-	TS EN 824
Short Term Water Absorption/WS	W _p	WS	kg/m ²	≤1	-	TS EN 1609
Long Term Water Absorption/WL(P)	W _{lp}	WL(P)	kg/m ²	≤3	-	TS EN 12087
Max. Usage Temperature	-	-	°C	+ 750	-	-
Packaging Material	-	-	-	PE Film	-	-
Covering	-	-	-	Coated / Uncoated	-	-



Truboard is classified as A1 fire rated according to DIN and EN norms, which means it is a non-combustible material. It can withstand temperatures between -55/760 degrees and is manufactured in compliance with fire protection regulations.

PRECAST ACCESSORIES

Levelling Shims	69
Plain Shims	69
Solid Shims	69
Horseshoe Shims	69
Large Plastic Shims	69
Chamfer Edge Profiles	70
Chamfer Edge Profile Plain	70
Chamfer Edge Profile With Flange	70
Rounded Chamfer Edge Profile	70
Magnetic Edge Profiles	71
Debonding Foam	71
Frost Blankets	71
Transport Accessories	72
Chainguards	72
Soft Panel Pads	72
Rebar Identification Caps	72
Corner Pieces	72
Mesto Sprayers	73
Casttec Hot Melt System	74-75




PRECAST ACCESSORIES

LEVELLING SHIMS

PLAIN SHIMS

Plain shims (with void on one side) are used to allow for the exact alignment of precast units during on site installation.



Product Code	Description
SPLS2	2 x 70 x 70 mm
SPLS3	3 x 70 x 70 mm
SPLS5	5 x 70 x 70 mm
SPLS7	7 x 70 x 70 mm
SPLS9	9 x 70 x 70 mm
SPLS10	10 x 70 x 70 mm
SPLS20	20 x 70 x 70 mm

HORSESHOE SHIMS


Horseshoe shims provide the same function as the plain shims except that they are a u shaped cut out which allows them to be used around protruding rebar if necessary.



Product Code	Description
SHLS2	2 x 70 x 70 mm
SHLS3	3 x 70 x 70 mm
SHLS5	5 x 70 x 70 mm
SHLS7	7 x 70 x 70 mm
SHLS9	9 x 70 x 70 mm

SOLID SHIMS


Solid shims provide the same function as plain shims but are more heavy duty as they do not have a void.



Product Code	Description
SPLS2S	2 x 70 x 70 mm
SPLS3S	3 x 70 x 70 mm
SPLS5S	5 x 70 x 70 mm
SPLS7S	7 x 70 x 70 mm
SPLS9S	9 x 70 x 70 mm
SPLS10S	10 x 70 x 70 mm
SPLS20S	20 x 70 x 70 mm

LARGE PLASTIC SHIMS

Large shims are used where the standard shims are too small.



Product Code	Description
SPLSL2	2 x 100 x 100 mm
SPLSL5	5 x 100 x 100 mm
SPLSL10	10 x 100 x 100 mm
SPLSL20	20 x 100 x 100 mm

CHAMFER EDGE PROFILE

CHAMFER EDGE PROFILE PLAIN

A plastic strip which is used to create a chamfer edge on column and beams.

Product Code	Description	Pack Size
SCEPP11	11mm without Flange	100M
SCEPP15	15mm without Flange	100M
SCEPP20	20mm without Flange	100M
SCEPP25	25mm without Flange	100M
SCEPP30	30mm without Flange	100M



CHAMFER EDGE PROFILE WITH FLANGE

A plastic strip which is used to create a chamfer edge on column and beams. Comes with a flange which is used to nail the chamfer to the formwork.

Product Code	Description	Pack Size
SCEPF11	11mm with Flange	100M
SCEPF15	15mm with Flange	100M
SCEPF20	20mm with Flange	100M
SCEPF25	25mm with Flange	100M
SCEPF30	30mm with Flange	100M



ROUNDED CHAMFER EDGE PROFILE

Chamfer designed to give a rounded finish to a precast unit. Supplied in 2.5m lengths.

Product Code	Description	Pack Size
SCEPR20	20mm cover x 2.5m	100M



MAGNETIC EDGE PROFILES

Magnetic triangular chamfers provide for fast and accurate formation of exactly fitting triangular chamfers in formwork construction with steel shuttering.



To view full dimensions please visit our website using the QR code or contact our sales team with your requirements.



DEBONDING FOAM

Debonding foam is installed on the projecting bars of a pile cage to prevent the concrete adhering to the reinforcing bars.

Product Code	Description	Bar Size
SDF15	15/12 Debonding Foam	12mm
SDF18	18/16 Debonding Foam	16mm
SDF22	22/20 Debonding Foam	20mm
SDF28	28/25 Debonding Foam	25mm
SDF35	35/32 Debonding Foam	32mm
SDF42	42/40 Debonding Foam	40mm



FROST BLANKETS

Frost blankets give excellent thermal insulation. They keep concrete warm in the winter and protects it from heat in the summer.

Product Code	Description	Pack Size
SFB75	75m x 1.5m	1
SFB260	60m x 2m	1



TRANSPORT ACCESSORIES

CHAINGUARDS

Used to protect precast units from damage by chains during transportation.



Product Code	Description	Pack Size
SCGSS	Small Chain Guard	200
SCGSL	Large Chain Guard	50

SOFT PANEL PADS

Soft Panel Pads create a cushion on which the precast unit can rest during storage or transportation to avoid damages to the surface.



Product Code	Description	Pack Size
SPPE	150mm x 60mm	250

REBAR IDENTIFICATION CAPS

A small fluorescent cap which sits on top of protruding steel. It helps reduce accidents by clearly identifying the presence of the steel thereby reducing accidental collision with the steel.



Product Code	Description
SRIC0618	For bar sizes 6-18mm
SRIC1632	For bar sizes 16-32mm
SRIC4050	For bar sizes 40-50mm

CORNER PIECES

Used to protect the edges of precast products from banding damage. Can be used with both steel and plastic stripping.



Product Code	Description	Pack Size	Pallet Size
SCP20	20	2000	108000
SCP30	30	1000	54000
SCP40	40	1000	27000

SPRAYERS

MESTO SPRAYERS

We offer a range of Mesto sprayers, available in both plastic and steel tanks, giving them a robust resistance to construction chemicals.



Product Code	Description
3275P	5 Litre Compression sprayer with plastic tank
3270P	10 Litre Compression sprayer with plastic tank
3565P	6 Litre Compression sprayer with steel tank
3585P	10 Litre Compression sprayer with stainless steel tank
3595P	6 Litre Compression sprayer with stainless steel tank

BOX MAGNETS

Our Box Magnets provide a fast, reliable, and secure solution for fastening shuttering profiles and built-in components. Activation is as simple as pressing the top button—instantly locking components into place with powerful magnetic force. When deactivated, the box is easy to position and adjust, ensuring optimal flexibility during setup. Designed for versatility, it includes integrated threads on top, allowing seamless attachment of various adapters and hold-down devices to meet your specific needs.



Product Code	Adhesion	Length	Width	Height	Weight
SPB2100	2,100kg	320mm	120mm	60mm	7.6kg

CASTTEC HOT MELT SYSTEM

The Casttec® Hot Melt System is engineered to streamline form work in the precast and prestressed concrete industry. By eliminating the need for nailing, welding, or bolting, it helps protect the integrity and lifespan of concrete forms. Its instant-acting adhesive securely bonds materials like weld plates, foam inserts, wood, plastic, or metal to steel and resin-coated surfaces, even during the forming, pouring, and vibrating processes. Additionally, Casttec® leaves no residue, simplifying cleanup without the need for solvents or grinding.



CASTTEC ADHESIVE

The Casttec® Hot Melt Glue System provides enough open time for precise insert positioning, with a strong molten tack that holds inserts securely during pouring and vibration of the concrete. It crystallises after setting, making de-molding and cleanup easier, even in automated processes. Casttec bonds on light form oil surfaces, eliminating the need to remove the oil from surfaces before glue application. Casttec® hot melt glue works on most materials: steel, extruded and expanded polystyrene foam, wood, PVC, LDPE and most other plastics. Plus, it leaves no residue, reducing the need for solvents or grinders, which helps protect the finished product.



Formulation	Description	Colour	Open time	Viscosity
Casttec 42-43	The best seller and most general purpose adhesive. Bonds a wide range of materials and recrystallises for easy clean	Light Brown	Up to 3 minutes	Low
Casttec Cool 45-43	Designed to use in colder environments by offering a longer recrystallisation period. When the forms are cold in winter, Casttec Cool offers stronger bonds at lower temperatures	Dark Amber	Up to 3 minutes	Low
Low Casttec Lite 40-43	40-43 If your forms are fibreglass, Urethane or Epoxy coated this is the product for you. Cleans without surface damage on forms not made of steel	Off White	Up to 3 minutes	Medium
Medium Casttec Max 43-43	Precast adhesive for use when repeated pours are required without resetting the form. Is harder to clean up, but will reduce the amount of work resetting forms that repeat in design daily	Amber	Up to 6 minutes	Medium

TEC GLUE GUNS

These advanced industrial glue guns can dispense casttec® hot melt glue at high output rates. The range includes manual and pneumatic tools that dispense dots or beads, as well as pneumatic tools that apply the glue over larger areas in a spiral “swirl” pattern.



SPRAY GUNS

- Designed to apply the glue in a spiral or ‘swirl’ pattern
- Won’t melt styrofoam
- No airborne particles, eliminating the need for respiratory protection
- Keeps workspace clean as there’s no overspray

Gun	Tec 6300	Tec 7300
Melt Rate	4.2kg (10lbs)/hr	5.25kg (11½lbs)/hr
Glue Size	43mm (1¾”) glue cartridge	43mm (1¾”) glue cartridge
Wattage	500W	1000W
Power Cable	3m (10ft)	3m (10ft)
Weight	1.4kg (3lbs)	2.3kg (5lbs)

BEAD GUNS

- Designed to apply the glue in a spiral or ‘swirl’ pattern
- Won’t melt styrofoam
- No airborne particles, eliminating the need for respiratory protection
- Keeps workspace clean as there’s no overspray



Gun	Tec 4300 (Electric Only)	Tec 6100 (Electric + pneumatic)	Tec 7100* (Electric + pneumatic)	Tec 3508 (Cordless)
Melt Rate	3.8kg (8½lbs+)/hr	4.1kg (9lbs)/hr	5.0 kg (11lbs)/hr	3.2kg (7.05lbs)/hr
Glue Size	43mm (1¾”) glue cartridge	43mm (1¾”) glue cartridge	43mm (1¾”) glue cartridge	43mm (1¾”) glue cartridge
Wattage	400W	500W	1000W	400W
Power Cable	3m (10ft)	3m (10ft)	3m (10ft)	Battery
Weight	1.14kg (2½lbs)	1.4kg (3lbs)	2.3kg (5lbs)	1.2kg (2.6lbs)

*Includes speedloader to reduce downtime

CHEMICALS AND GROUTS

Mould Oils and Release Agents	77
TRULEASE - General Purpose Mould Release Oil	77
TRULEASE - Fully Biodegradable Mould Release Emulsion	77
TRULEASE Emulsion	78
Formwork Treatment and Release Agents	78
TRULEASE DC	78
TRUWAX	79
TRUSEAL	79
Concrete Curing Agents and Retarders	80
TRUCURE Sealer	80
TRUCURE WW	80
TRUCURE Standard	81
Concrete Curing Agents Retarders and Repairs	81
TRUTARD Gel	81
TRUSTRIP	82
Concrete Repair	82
TRUPATCH White / Grey	82
Construction Chemical Specials	83
Duresil EB	83
Mapeproof Swell	83
Idrostop	83
Idrostop Soft	84
Idrostop Mastix	84
Mapegrout T40	84



CHEMICALS AND GROUTS

MOULD OILS AND RELEASE AGENTS

TRULEASE - GENERAL PURPOSE MOULD RELEASE OIL

TRULEASE is designed for everyday site use. It is a low viscosity, readily applied mineral oil based mould release agent. Designed to give reliable high performance with all types of formwork. TRULEASE forms a physical barrier between the formwork and the concrete giving a quick, clean and easy release with minimum blowhole formation & providing a sharp, uniform and non-stained concrete surface.

Product Code	Pack Size
TL0005	5L
TL0020	20L
TL0025	25L
TL0205	205L
TL1000	1000L



TRULEASE BIO - FULLY BIODEGRADABLE MOULD RELEASE EMULSION

Developed to produce a ready to use and stable vegetable oil based mould release emulsion, that is particularly suited to use on steel and other impervious formwork materials. TRULEASE BIO is a safe, environmentally friendly, readily biodegradable and non-staining product that facilitates easy formwork release. A low odour, low VOC mould release agent designed with minimum blowhole formation and providing a sharp, uniform, and non-stained concrete surface. Particularly suited for white or fair faced concrete finishes.

Product Code	Pack Size
TLB0005	5L
TLB0020	20L
TLB0025	25L
TLB0205	205L
TLB1000	1000L



TRULEASE EMULSION
MOULD RELEASE EMULSION

Developed using the latest water-soluble polymer technology, to produce an environmentally friendly and highly effective mould release agent for general precast use. A low odour, low VOC, non-staining mould release agent designed with minimum blowhole formation and providing a sharp, uniform and non-stained concrete surface. It is particularly suited for white or fair faced concrete finishes.

Product Code	Pack Size
TLE0005	5L
TLE0020	20L
TLE0025	25L
TLE0205	205L
TLE1000	1000L



FORMWORK TREATMENT AND RELEASE AGENTS

TRULEASE DC
MOULD RELEASE AGENT FOR DRY CASTING PROCESSES

TRULEASE DC is a blend of the latest surfactant chemistry, blended with traditional release oil technology to create a release agent specifically designed for dry casting operations. The surfactant blend present within the formulation reduces the surface tension between the concrete and the formwork face allowing a quick, clean and easy release with minimum blowhole formation and providing a sharp, uniform and non-stained concrete surface. Suitable for use on all types of formwork.

Product Code	Pack Size
TLDC0005	5L
TLDC0020	20L
TLDC0025	25L
TLDC0205	205L
TLDC1000	1000L



TRUWAX
READY TO USE, BRUSHABLE WAX PROTECTIVE COATING & MOULD RELEASE AGENT

TRUWAX is a blend of mould release oil and specially selected temperature resistant waxes. This helps with the initial seal of porous formwork and can be used as a mould release agent where the use of liquid release oil is not practical. It is easy to apply and helps waterproof and protect formwork in all climatic conditions and when not in use.

Product Code	Pack Size
TW0005	5L
TW0020	20L



TRUSEAL
POLYURETHANE BASED FORMWORK FACE / SURFACE SEALER

TRUSEAL is a low viscosity, low VOC, easy to use high solids, single pack moisture cured polyurethane coating. Designed to impart a high quality, fully impervious surface lacquer finish to formwork and other porous surfaces. This tough flexible sealing coating increases formwork life considerably. It improves concrete appearance by preventing staining from wood faced formwork. It also improves formwork release and helps cut back on formwork cleaning time. It is easily applied by spray or brush and touch dries very quickly.

Product Code	Pack Size
TS0005	5L
TS0020	20L
TS0025	25L
TS0205	205L
TS1000	1000L



CONCRETE CURING AGENTS AND RETARDERS

TRUCURE SEALER

CONCRETE CURING & SEALING COMPOUND

TRUCURE SEALER is a clear, low viscosity acrylic polymer resin solution, targeted primarily for application to surfaces of freshly laid concrete where it has a double function. Firstly, to form a highly effective concrete curing membrane that conforms to ASTM C309 and secondly to act as an in-depth sealer for the hardened concrete rendering its surface dustproof and extremely hard wearing.

Product Code	Pack Size
TSRC0005	5L
TSRC0020	20L
TSRC0025	25L
TSRC0205	205L
TSRC1000	1000L



TRUCURE WW

WATER BASED SURFACE HARDENER AND CURING AGENT

TRUCURE WW is an aqueous silicate solution that reacts to deposit an integral layer of high strength crystals in the concrete pore structure. Helps prevent premature drying out of the concrete surface reducing the risks of surface cracking and dusting. Improves the durability of the concrete surface. Economical and very easy to use.

Product Code	Pack Size
TCWW0001	1L
TCWW0005	5L
TCWW0020	20L
TCWW0025	25L
TCWW0205	205L
TCWW1000	1000L



TRUCURE STANDARD

AQUEOUS BASED 75% EFFICIENCY CONCRETE CURING COMPOUND

Applied to the surface of freshly laid concrete, physically 'locks' moisture into freshly cast concrete allowing full hydration of the cement thus allowing the concrete to fully cure. This is achieved by covering the surface of the concrete with a very thin temporary membrane that prevents moisture in the concrete from leaving the surface. Benefits - reduced surface shrinkage and cracking, more durable hard-wearing surface and prevention of dusting

Product Code	Pack Size
TCS0005	5L
TCS0025	25L
TCS0205	205L
TCS1000	1000L



CONCRETE CURING AGENTS RETARDERS AND REPAIR

TRUTARD GEL

COLOUR TINTED TRANSPARENT GEL BASED SURFACE RETARDER FOR APPLICATION TO MOULD FACE FORMWORK

Safetard Gel has been formulated to retard the set of fresh concrete that comes into contact with it. It is ideally suited to the production of exposed aggregate finishes or 'keyed' surfaces for construction joints. Suitable for all formwork types and is weather resistant. It will not stain or discolour the concrete. It is Non-hazardous and fully biodegradable. It is most suited for vertical surfaces.

Product Code	Pack Size
TG0005	5L
TG0025	25L



TRUSTRIP
PLANT PROTECTION AGENT

A blend of fatty acids dispersed in a vegetable oil base, used to prevent concrete build up on plant machinery via the formation of calcium soaps which act as a barrier, thus creating a protective layer when in contact with cementitious material.

Product Code	Pack Size
TPP0005	5L
TPP0025	25L
TPP0205	205L
TPP1000	1000L



CONCRETE REPAIR

TRUPATCH WHITE / GREY
RAPID SET REPAIR COMPOUND

Adopatch is a cementitious powder compound with the inclusion of a polymer to promote adhesion and resistance to the passage of water and a water reducing agent to facilitate a low water : cement ratio. The mortar sets within minutes and develops compressive strengths within hours in excess of fully cured concrete. Adopatch is available in grey and white colours so they can be blended to match most shades of concrete.

Product Code	Pack Size
TPW0005	5L
TPW0025	25L
TPG0205	205L
TPG1000	1000L



CONSTRUCTION CHEMICAL SPECIALS

DURESIL EB

Duresil EB is a epoxy modified paint with hydrocarbon resins for anti-acid protection of concrete and steel surfaces. Used for the protection of sewage treatment plants, cisterns, and concrete sewer pipes in contact with aggressive chemicals such as acids, alkalis, hydrocarbons, detergents and sewage.

Product Code	Pack Size	Density Differences
SPMDEB005A	5kg	1.75
SPMDEB005B	5kg	1.4



MAPEPROOF SWELL

Single component hydro-expansive paste supplied in cartridges, used to waterproof and seal cracks in concrete.

Product Code	Product Size	Pack Quantity
SPMMPS300	300ml	12



IDROSTOP

Hydrophilic expandable rubber section for watertight construction joints.

Product Code	Description	Product Size	Pack Quantity
SPIDRO2010	20x10 mm (Idrostop 10)	10m Roll	6
SPIDRO2015	20x15 mm (Idrostop 15)	10m Roll	6
SPIDRO2025	20x25 mm (Idrostop 25)	10m roll	6



IDROSTOP SOFT

Hydro-expansive, high-flexibility, bentonite jointing profile for waterproofing second pours of concrete.



Product Code	Description	Product Size	Pack Quantity
SPIDRS2520	25x20 mm	10m Roll	6

IDROSTOP MASTIX

One-component thixotropic adhesive for bonding Idrostop 10, 20 and 25.



Product Code	Description	Product Size	Pack Quantity
SPIDRS2520	25x20 mm	10m Roll	6

MAPEGROUT T40

Medium strength (40 MPa), shrinkage-compensated, fibre-reinforced, thixotropic mortar for repairing concrete.



Product Code	Product Size
SPMG25	25kg

TERMS & CONDITIONS

1. Application

These Terms and Conditions shall apply to the purchase of the goods detailed in this catalogue ("Goods") by you ("Buyer") from Simply Precast Accessories Ltd [a company registered in England under number 7162924 whose registered office is at 5 Brooklands Place, Brooklands Road, Sale, Cheshire, M33 3SD ("Seller"). No other terms and conditions shall apply to the sale of the Goods unless agreed upon in writing between the Buyer and Seller.

2. Interpretation

- A "business day" means any day other than a Saturday, Sunday or bank holiday.
- The headings in these Terms and Conditions are for convenience only and shall not affect their interpretation.
- Words imparting the singular number shall include the plural and vice-versa.

3. Goods

- The description of the Goods are as set out in the Seller's Brochure and confirmed in a formal quotation. In accepting the quotation the Buyer acknowledges that it does not rely on any other representations regarding the Goods save for those made in writing by the Seller. No descriptions of the Goods set out in the Seller's Brochure shall be binding on the Seller and are intended as a guide only.
- The Seller reserves the right to make any changes in the specification of the Goods which are required to conform to any applicable safety or other statutory or regulatory requirements.

4. Price

- The price ("Price") of the Goods shall be that set out in the Seller's Brochure current at the date of the Buyer's order or such other price as may be agreed in writing between the Seller and the Buyer. The Price shall be confirmed in the quotation.
- If the cost of the Goods to the Seller increases due to any factor beyond the Seller's control including, but not limited to, material costs, labour costs, alteration of exchange rates or duties, or changes to delivery rates, the Seller reserves the right to increase the Price prior to delivery.
- Any increase in the Price under sub-Clause 4.2 shall only take place upon the Seller informing the Buyer of the increase in writing.
- The Buyer may be entitled to discounts subject to and in accordance with any details set out in the Seller's Brochure current at the date of the Buyer's order or as may be agreed in writing by the Seller and the Buyer. The Buyer shall not necessarily be entitled to a discount. Any and all discounts shall be at the discretion of the Seller.
- The Price is exclusive of fees for packaging and transportation/delivery.
- The Price is exclusive of any applicable VAT and other taxes or levies which are imposed or charged by any competent authority.

5. Quotation and Basis of Sale

- Details of the Goods in sub-Clause 3.1 are subject to alteration without notice and do not constitute contractual offers to sell the Goods which are capable of acceptance.
- The Seller is not obliged to accept an order from the Buyer if the Buyer does not supply references which are requested by, and satisfactory to, the Seller. If at any time the Seller is not satisfied as to the creditworthiness of the Buyer it may give written notice to the Buyer that no further credit will be allowed to the buyer in which case no further goods will be delivered to the Buyer other than against cash payment.
- The quotation constitutes written acceptance and confirmation by the Seller of the Buyer's order for the Goods.
- Having issued this quotation which is a contractual offer to sell the Goods, the Seller agrees to enter into a contract for the sale of Goods upon the Buyer's written acceptance of this quotation and of these Terms and Conditions.
- The quotation (including any non-standard price negotiated in accordance with sub-Clause 4.1) is valid for a period of 30 days only from the date shown overleaf unless expressly withdrawn by the Seller at an earlier time.
- Either the Seller or the Buyer may cancel the order for any reason prior to the Buyer's acceptance (or rejection) of this quotation.

6. Payment

- Following the Buyer's acceptance of this quotation, the Seller shall invoice the Buyer for the Price either: (a) on or at any time after delivery of the Goods; or (b) where the Goods are to be collected by the Buyer or where the Buyer wrongfully fails to take delivery of the Goods, at any time after the Seller has notified the Buyer that the Goods are ready for collection or the Seller has tendered delivery of the Goods.
- The Buyer shall pay the Price within 30 days of the date of the Seller's invoice or otherwise in accordance with any credit terms agreed between the Seller and the Buyer.
- Payment must be made by the Buyer notwithstanding that delivery may not have taken place and/or that the title in the Goods has not passed to the Buyer.
- If the Buyer fails to make payment within the period in sub-Clause 6.2, the Seller shall suspend any further deliveries to the Buyer, cancel any pending orders from the Buyer] and charge the Buyer interest at the rate of 3% per annum above Barclay's Bank PLC base rate from time to time on the amount outstanding until payment is received in full.
- Time for payment shall be of the essence of the Contract between the Seller and the Buyer.
- All payments must be made in Sterling unless otherwise agreed in writing between the Seller and the Buyer.

7. Delivery

- The Seller shall arrange for the delivery of the Goods on [or as near as reasonably possible to] the delivery date detailed in the quotation to the address specified in the Buyer's order or to another location as agreed in writing between the Seller and the Buyer.
- If no delivery address is specified by the Buyer or if it is so agreed between the Seller and the Buyer, the Buyer shall collect the Goods from the Seller's premises at any time after the Seller has notified the Buyer that the Goods are ready for collection.
- Subject to the specific terms of any special delivery service, delivery may take place at any time of the day and must be accepted at any time of the day.
- If the Buyer fails to take delivery of the Goods the Seller may, at its discretion and without prejudice to any other rights: (a) store or arrange for the storage of the Goods and shall charge the Buyer for all associated costs and expenses including, but not limited to, transportation, storage and insurance; and/or (b) make arrangements for the redelivery of the Goods and shall charge the Buyer for the costs of such redelivery.
- If redelivery is not possible under sub-Clause 7.4(b), the Buyer shall be required to collect the Goods from the Seller's premises and shall be notified of the same. The Seller reserves the right to charge the Buyer for all associated costs including, but not limited to, storage and insurance.
- If the Seller fails to deliver the Goods on the delivery date other than for reasons beyond its control, the Buyer may give written notice to the Seller within one Week after the delivery date requiring the Seller to deliver the Goods within two weeks of that notice ("Notice Period").
- If the Seller receives no notice from the Buyer under sub-Clause 7.6, it shall have no liability in respect of late delivery provided that it delivers the Goods at any time after the delivery date.
- If the Seller fails to deliver within either the Notice Period [or the Late Delivery Period (as applicable), the Buyer shall have the right to cancel the order and the Seller shall be liable only for the excess (if any) of the cost to the Buyer of finding suitable substitute goods in the cheapest available market.

8. Inspection of Goods

- The Buyer shall be under a duty to inspect the Goods on delivery or collection.
- If the Goods cannot be examined, the carriers note or such other note as appropriate must be marked "not examined".
- If the Buyer identifies any damage or shortages it must inform the Seller in writing within 36 Hours of delivery, providing details of the alleged damage or shortage. The Seller shall be under no liability if the Buyer fails to provide such notice.
- The Seller must be permitted to inspect the affected Goods before the Buyer uses, alters or modifies them in any way.
- Subject to the Buyer's compliance with this Clause 8 and the Seller's agreement with any alleged damage or shortages, the Seller shall make good any and all damage and shortages within a reasonable time.
- The Seller shall be under no liability for and shall not indemnify the Buyer against any matters arising from damage or shortages.

9. Returns

- Goods may not be returned without the prior written agreement of the Seller.
- Subject to sub-Clause 9.4, the Seller shall only accept returned Goods if it is satisfied that those Goods are defective and that such defects would not be apparent on inspection.
- The Seller shall have the option of either replacing defective Goods within two weeks of receipt of them or shall refund to the Buyer the Price for those Goods which are defective.
- The Buyer may return any Goods within six months of those Goods coming to market (that is, the launch of such goods) within 1 week of delivery provided that: (a) the Buyer bears the risk and cost of returning the Goods; (b) the Buyer indemnifies the Seller against any costs incurred in rectifying any deterioration of the Goods resulting from the Buyer's incorrect handling or storage of the Goods.
- The Seller shall not be liable for defects arising out of normal wear and tear, the Buyer's failure to follow any instructions given by the Seller, misuse or alteration of the goods, negligence, wilful damage or any other act of the Buyer, its employees, agents or any other third party.

10. Risk and Title

- Risk of damage to or loss of the Goods shall pass to the Buyer either when the Goods are delivered to the Buyer or when the Seller notifies the Buyer that the Goods are ready for collection.
- If the Buyer wrongfully fails to take delivery of the Goods, risk shall pass to the Buyer at the time when the Seller has tendered delivery of the Goods.
- Legal and beneficial title in the Goods shall not pass to the Buyer until the Seller has received, in cash or cleared funds, payment in full of the Price.
- The Seller reserves the right to repossess any Goods in which the Seller retains legal and beneficial title if full payment is not received in accordance with Clause 6. In the event of such repossession the Buyer shall deliver the Goods in which legal and beneficial title has not passed to the Seller at its own cost.
- The Buyer's right to possession of the Goods in which the Seller retains legal and beneficial title shall terminate if: (a) the Buyer commits a material breach of its obligations under these Terms and Conditions; (b) the Buyer is or becomes the subject of a bankruptcy order or takes advantage of any other statutory provision for the relief of insolvent debtors; (c) the Buyer enters into a voluntary arrangement under Part 1 of the Insolvency Act 1986, or any other scheme or arrangement is made with its creditors; or (d) the Buyer convenes any meeting of its creditors, enters into voluntary or compulsory liquidation, has a receiver, manager, administrator or administrative receiver appointed in respect of its assets or undertakings or any part thereof, any documents are filed with the court for the appointment of an administrator in respect of the Buyer, notice of intention to appoint an administrator is given by the Buyer or any of its directors or by a qualifying floating charge holder (as defined in para. 14 of Schedule B1 of the Insolvency Act 1986), a resolution is passed or petition presented to any court for the winding up of the Buyer or for the granting of an administration order in respect of the Buyer, or any proceedings are commenced relating to the insolvency or possible insolvency of the Buyer.

11. Rights, Warranties and Liability

- Subject to these Terms and Conditions and except where the Buyer is purchasing the Goods as a consumer, all warranties, conditions or other terms implied by statute or common law (save for those implied by Section 12 of the Sale of Goods Act 1979) are excluded to the fullest extent permitted by law.
- The Seller shall not be liable for any loss or damages of any nature, direct or indirect, including any loss of profits or consequential damages suffered or incurred by the Buyer for whatever reason.
- The exclusions of liability contained within this Clause 11 shall not exclude or limit the liability of the Seller: (a) for death or personal injury caused by the Seller's negligence; (b) for any matter for which it would be illegal for the Seller to exclude or limit its liability; and (c) for fraud or fraudulent misrepresentation.

12. Communications

- All notices under these Terms and Conditions shall be in writing and signed by, or on behalf of, the party giving notice (or a duly authorised officer of that party).
- Notices shall be deemed to have been duly given: (a) when delivered, if delivered by courier or other messenger (including registered mail) during the normal business hours of the recipient; (b) when sent, if transmitted by fax or email and a successful transmission report or return receipt is generated; (c) on the fifth business day following mailing, if mailed by national ordinary mail; or (d) on the tenth business day following mailing, if mailed by airmail.
- All notices under these Terms and Conditions shall be addressed to the most recent address, email address or fax number notified to the other party.

13. Force Majeure

Neither party shall be liable for any failure or delay in performing their obligations where such failure or delay results from any cause that is beyond the reasonable control of that party. Such causes include, but are not limited to: power failure, Internet Service Provider failure, industrial action, civil unrest, fire, flood, storms, earthquakes, acts of terrorism, acts of war, governmental action or any other event that is beyond the control of the party in question.

14. No Waiver

No waiver by the Seller of any breach of these Terms and Conditions by the Buyer shall be considered as a waiver of any subsequent breach of the same or any other provision.

15. Severance

In the event that one or more of these Terms and Conditions is found to be unlawful, invalid or otherwise unenforceable, that those provisions shall be deemed severed from the remainder of these Terms and Conditions (which shall remain valid and enforceable).

16. Law and Jurisdiction

- These Terms and Conditions (including any non-contractual matters and obligations arising therefrom or associated therewith) shall be governed by, and construed in accordance with, the laws of England and Wales.
- Any dispute, controversy, proceedings or claim between the Seller and the Buyer relating to these Terms and Conditions (including any non-contractual matters and obligations arising therefrom or associated therewith) shall fall within the jurisdiction of the courts of England and Wales.





PHONE

0800 678 5178



EMAIL

info@simplyprecast.co.uk



ONLINE

www.simplyprecast.co.uk



NEXT DAY DELIVERY

